COMMUNITY HEALTH NEEDS ASSESSMENT

2025

CRAWFORD COUNTY
MEMORIAL HOSPITAL

TABLE OF CONTENTS

About CCMH 3

Executive Summary 4

Definition of Community Served 5

2022 Implementation Strategy Report 6

Processes & Methods Used to Conduct the 2025CHNA 7

Sources of Data 7

Information Gaps 8

Collaborating Organizations & Community Input 8

Identified & Prioritized Community Health Needs 9

Implementation Strategies 10-12

Conclusion 13

Key Informant Team Members 14

Contact Information 14

Appendices 15

ABOUT CCMH

Crawford County Memorial Hospital is a 25-bed critical access hospital located in Denison, Iowa. Opened to the public in 1951, CCMH has undergone many transformations during the last 70 years. The biggest transformation to date was the construction of a beautiful, state-of-the-art replacement facility located at 100 Medical Parkway in Denison. The CCMH replacement facility opened to the public in June 2011.

CCMH and the CCMH Medical Clinic offers a wide range of inpatient, outpatient and diagnostic services. The CCMH Medical Clinic is a provider-based rural health clinic that features a staff of family practice physicians and advanced family medicine practitioners, as well as in-house specialists in General Surgery, Pediatrics, and Orthopedics. CCMH directs the Crawford County EMS and Ambulance Services and employs its own emergency room physicians. CCMH is certified as a Level IV Trauma Center in Iowa.

Overall, the hospital has 250 dedicated employees. With a total payroll of more than $23 million annually, Crawford County Memorial Hospital provides a significant economic impact on the area's local economy.

Mission Statement

To provide convenient access to safe, high quality, patient-centered healthcare by skilled and trusted professionals, while exceeding customer expectations.

Values

Professionalism, Respect, Integrity, Dedication, Excellence

EXECUTIVE SUMMARY

With the implementation of the Patient Protection and Affordable Care Act (PPACA) in 2010, every hospital in the United States is required to complete a Community Health Needs Assessment (CHNA) once every 3 years. As such, these organizations are tasked with identifying community health needs for action by engaging other interested community partners and surveying residents in the community served.

With input from these sources, as well as research into the current health statistics and data, an implementation strategy must be adopted by the end of the same taxable year in which the CHNA was conducted.

The CHNA is considered to be conducted in the taxable year the written report of its findings is made widely available to the public.

The implementation strategy is considered to be adopted when it is approved by the governing body of the health care organization.

All Crawford County health care organizations are in compliance in preparing the Community Health Needs Assessment plan and written implementation strategies. Community health statistics compiled by governmental and educational entities, along with a blind community survey and community input meetings, were used to determine needs and strategies. From these identified needs and strategies, a written implementation plan was devised.

The Patient Protection and Affordable Care Act was designed with several outcomes in mind including an increase in access to health care services, reduction of costs related to service delivery, and an improved quality of care. The written implementation strategies address each of these outcomes with an overarching goal of providing services that will benefit the entire community.

DEFINITION OF THE COMMUNITY SERVED

The health care organizations in Crawford County, including Crawford County Memorial Hospital, serve approximately 16,000 people, with an additional 5,000 residents in communities and rural areas in the neighboring counties of Harrison, Shelby, Ida, Sac, Carroll, Monona and Woodbury in West Central Iowa. This is primarily attributable to the geographic nature of the location of Crawford County Memorial Hospital.

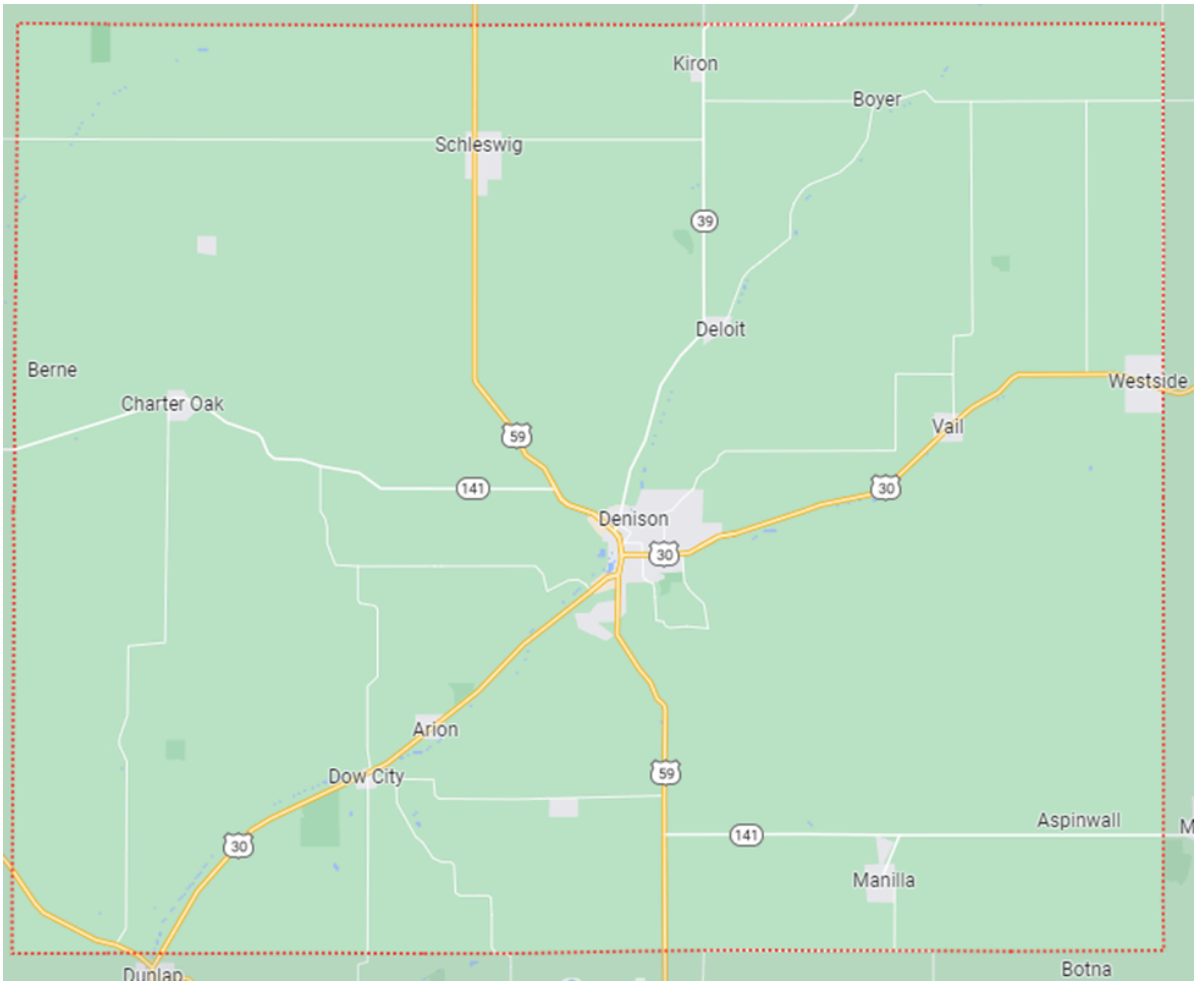

Map of Crawford County, Iowa

2022 IMPLEMENTATION STRATEGY REPORT

Crawford County Memorial Hospital's 2022-2024 Community Health Needs Assessment allowed for community members to identify three priority areas in which to focus efforts to improve health within Crawford County. Based on the priorities identified, the following activities were undertaken and completed in collaboration with other community, governmental, civic, and faith-based groups.

Priority I. Access to Health Care

- Expanded efforts to educate the community about healthcare programs and services.
- Hosted free Simulation in Motion-Iowa (SIM-IA) program multiple times, providing free education for healthcare professionals and the public.
- Expanded low-cost health screenings through CCMH Wellness Events to promote preventative care and early detection.
- Partnered with local organizations to train healthcare professionals and address workforce needs.

Priority II. Obesity Prevention

- Partnered with ISU Extension's LEAP program for youth workshops on healthy eating, physical activity, and gardening.
- Hosted Care Support Group sessions on healthy meals and stress management.
- Provided nutrition education to local students and WESCO clients by medical providers and a certified diabetes educator.
- Financially supported construction of a community recreation and wellness facility.
- Offered no-cost health coaching services to patients.

Priority III. Mental Health

- Maintained partnerships with local mental health organizations, Veterans Affairs, and law enforcement to improve access to treatment.
- Educated law enforcement and EMS on opioid overdose response.
- Supported counseling services for mental health and substance abuse.
- Increased public education on mental health through various outreach efforts.
- Provided behavioral health training for physicians and providers.

PROCESSES AND METHODS USED TO CONDUCT THE 2025 CHNA

The Community Health Needs Assessment data gathering for this report and implementation methods came from several different approaches.

Community Survey Approach

A public survey, attached as **Appendix A**, was posted to the internet and Crawford County residents were invited to take part. Additionally, the survey was sent to major employers who were asked to forward the link to the survey for their employees to participate. A total of **112** surveys, in English and Spanish, were returned and the data compiled for this report as **Appendix B.**

Existing Data Approach

Current existing statistical data is used to obtain insights about the well-being of people in Crawford County, Iowa. Sources of this existing data include the Iowa Department of Public Health, the University of Wisconsin survey of health data for each county in Iowa, and others.

Key Informant Approach

The Key Informant Approach identifies community leaders and decision makers who are knowledgeable about the community and can accurately identify priority needs and concerns. In this particular instance, leaders and frontline workers at Crawford County Memorial Hospital were invited to take part in the needs discovery and discussion.

Sources of Data

Data from the Iowa Department of Health & Human Services (https://idph.iowa.gov/Portals/1/userfiles/291/cares-full/Crawford.pdf), 2024 U.S. News and World Report Healthiest Community Ratings (https://www.usnews.com/news/healthiest-communities/iowa/crawford-county), and and the 2025 County Health Rankings & Roadmaps (CHR&R) Report (https://www.countyhealthrankings.org/health-data/iowa/crawford?year=2025) were used in guiding the design of the CHNA online survey and the key informant meeting. **(Appendix C)**

Culturally competent care continues to be an important topic due to the wide ranges of cultures in Crawford County. Most Central American and South American countries are represented in Crawford County, as well as many from African nations and East Asian countries unfamiliar with American medicine and the processes for healthcare.

As indicated in the previous section, to address some of these concerns, the Community Health Needs Assessment survey was translated into Spanish.

INFORMATION GAPS

In gathering the survey data and other results, cultural and language barriers created information gaps to learn more about the health care needs of the local minority populations, including the Latino, Sundanese, and Burmese, among others. Many of the immigrants are unable to read and write in their native language or dialect. It is very difficult to gain useful information from local minority residents who are unfamiliar with the English language and customs, or to relate their own cultural issues that may center on tribal or religious topics.

Through a recent survey of the local meat processing plants, upwards of 20 different languages and dialects are now spoken in Denison. This disparity of languages makes it difficult to reach representatives of the varying minority populations in Crawford County.

The lack of data from minorities included in the survey, or from the Key Informant meetings, does create a degree of uncertainty regarding overall attitudes regarding community health needs. However, Crawford County Memorial Hospital employs Spanish-language interpreters to assist patients with health care needs and education. For those residents who speak a different language or use a dialect, CCMH engages the Language Line services.

"Upwards of 20 different languages and dialects are now spoken in Denison. This disparity of languages makes it difficult to reach representatives of the varying minority populations in Crawford County."

COLLABORATING ORGANIZATIONS & COMMUNITY INPUT

The completion of this Community Health Needs Assessment was made possible through the collaboration of key local organizations and stakeholders committed to improving the health and well-being of the community. Input was gathered from a diverse group of partners including healthcare providers, public health representatives, educators, nonprofit organizations, local government, and community members. Their feedback was essential in identifying key health needs and priorities for the community.

IDENTIFIED NEEDS

The preliminary results of the Crawford County health surveys, along with existing data sources referenced above, served as the foundation for discussion with a CCMH healthcare focus group. Through this process, the group identified and prioritized the following three key health needs in Crawford County.

After reviewing survey results and existing data, the following health needs in Crawford County were identified (in no particular order):

- Access to Healthcare
- Addiction Counseling & Services
- Affordable / Quality Housing
- Affordable Childcare / Daycare
- Behavioral & Mental Health Services
- Cultural Competence
- Diabetes / Chronic Disease Management
- Food Security
- Health Insurance
- Healthcare Workforce Shortages
- Language and Cultural Barriers
- Obesity Prevention / Healthy Eating
- Respite Care
- STD Prevention & Education
- Transportation
- Urgent Care

PRIORITIZED NEEDS

01

Mental Health & Access to Care

This need was selected as a top priority because rural communities often lack adequate access to mental health and substance abuse treatment services. Long wait times, limited providers, stigma, and transportation barriers make it difficult for individuals to get the help they need. Addressing this need is seen as critical to improving overall well-being and supporting families affected by these challenges.

02

Preventative & Holistic Health

This need was selected as a top priority because community members face limited access to healthcare services, cost and transportation barriers, while having a strong desire to stay healthy and independent.

03

Healthcare Workforce Shortages

This need was selected as a top priority because rural communities like Crawford County often struggle to recruit and retain healthcare professionals, leading to gaps in access to care and increased wait times for services. Community members recognize that addressing workforce shortages is essential to improving access, continuity, and quality of care.

PRIORITY I.
MENTAL HEALTH & ACCESS TO CARE

Mental health and access to care were identified as top priorities due to increasing concerns about access, stigma, and community impact. Residents report limited availability of local mental health providers, long wait times for appointments, and a lack of treatment options for substance use disorders. These challenges are compounded by transportation barriers and the stigma that still surrounds seeking help in small communities.

Community members have observed rising levels of anxiety, depression, and drug or alcohol use—especially among youth, working adults, and isolated seniors. The effects are felt across families, schools, and workplaces.

Local Assets & Area Resources

- Plains Area Mental Health Center
- Rolling Hills Mental Health Region
- Crawford County Mental Health/Veterans Affairs
- Rosecrance Jackson Centers
- National Alliance on Mental Illness (NAMI)

Community Challenges & Perceptions

- Lack of service providers
- Lack of urgent care / after-hours appointments
- Lack of funding
- Stigma
- Lack of transportation
- Language barriers

Recommended tactics:

- Expand Telehealth Services: Support CCMH's efforts to offer behavioral health via telehealth, including pediatric care (ages 6+).
- Launch Senior Life Solutions: Begin outpatient mental health services for older adults in Fall/Winter 2025.
- Leverage ITP in the ER: Continue providing Intensive Transitional Program (ITP) services for behavioral health crises.
- Strengthen Partnerships: Improve coordination with the crisis prevention center and local mental health providers
- Promote Community Education: Increase awareness and reduce stigma through public education efforts.
- Utilize NAMI Resources: Engage NAMI in Care Support and other community initiatives.

PRIORITY II.
PREVENTATIVE & HOLISTIC HEALTH

Preventative and holistic health were identified as top priorities due to limited access to healthcare services, high rates of chronic conditions, and a growing interest in maintaining long-term wellness. Community members expressed a desire for more education and support around nutrition, weight management, and chronic disease prevention. Holistic approaches—addressing physical, mental, and emotional well-being—are especially valued in rural areas like Crawford County where resources are limited and self-care is often a practical necessity. Expanding access to wellness programs and preventative care can help reduce health risks and improve quality of life across the community.

Local Assets & Area Resources

- CCMH Dietician Services & Diabetes Management Program
- CCMH Population Health
- Public Health
- Local Health Systems
- Crawford County Parks & Rec
- Local Fitness Centers

Community Challenges & Perceptions

- Limited access to services
- Transportation barriers
- Healthcare workforce shortages
- Lack of insurance or high out-of-pocket costs
- Technology gaps
- Skepticism toward holistic approaches

Recommended tactics:

- Develop a Comprehensive Wellness Program at CCMH: Establish a structured wellness initiative to support community members in improving their overall health and preventing chronic conditions.
  - Diabetes Education: Offer classes or one-on-one sessions focused on diabetes prevention, management, and lifestyle changes.
  - Nutrition Education: Provide guidance on healthy eating habits, meal planning, and understanding nutritional labels.
  - Weight Loss Support: Create programs that include goal-setting, exercise planning, and behavioral strategies to support sustainable weight loss.
  - Medication-Assisted Weight Loss: Educate patients on safe, evidence-based options for weight management, including medication support when appropriate, under medical supervision.

PRIORITY III.
HEALTHCARE WORKFORCE SHORTAGES

Healthcare workforce shortages was identified as top a top priority due to ongoing challenges in recruiting and retaining providers, especially those who reflect the community's cultural and linguistic diversity. With a high Spanish-speaking population and very few Spanish-speaking healthcare workers, language barriers often lead to misunderstandings, reduced quality of care, and limited access to essential services. These shortages affect not only general healthcare access, but also patient trust and health outcomes, making it a critical issue for the well-being of the entire community.

Local Assets & Area Resources

- IowaWORKS
- WITCC / BVU
- Local community schools
- Denison Job Corps

Community Challenges & Perceptions

- Few Spanish-Speaking Providers or Interpreters
- Burnout Among Existing Staff
- Recruitment Difficulties
- Inconsistent Continuity of Care
- Language Barriers Mean Lower Quality Care
- Distrust or Frustration

Recommended tactics:

- Expand Internship Opportunities: Grow internship programs to attract and train local talent.
- Partner with IowaWORKS: Support short-term CNA employment with pathways to long-term positions.
- Collaborate with WITCC: Assist in shaping healthcare education programs to align with workforce needs; position CCMH as a key site for clinical training and hands-on learning opportunities.
- Engage Local Schools: Build partnerships with community schools to promote healthcare career pathways.
- Continue Offering Scrubs Camp: Introduce students to healthcare careers through hands-on experiences.
- Support Spanish-Speaking Students: Provide mentorship and tutoring to encourage bilingual students to enter healthcare fields.
- Add a Bilingual Outreach Position: Create a dedicated role at CCMH to engage and support the Spanish-speaking community.

IMPLEMENTATION & EVALUATION

This report is considered a living document and will be updated as needed. CCMH will continue to work with our Population Health Department and other partners to develop appropriate strategies and tactics to address these identified community needs.

CONCLUSION

The purpose of the CHNA process is to develop and document key information on the health and wellbeing of the communities served by Crawford County Memorial Hospital. This report will be used by internal stakeholders, non-profit organizations, government agencies, and other community partners of CCMH to guide the implementation strategies and community health improvement efforts as required by the Affordable Care Act. This 2025 CHNA will also be made available to the broader community as a useful resource for further health improvement efforts.

The written implementation plan will be monitored over the next three years for changes and modifications. As such, this plan is considered an evolving document, not a static "snapshot". As new strategies for success are developed, the implementation plan will be modified to meet the changing needs of our local populations.

Crawford County Memorial Hospital hopes this report offers a meaningful and comprehensive understanding of the most significant needs for residents of Crawford County and surrounding area(s). Please visit this public website (https://www.ccmhia.com) for more information.

APPROVAL BY THE CRAWFORD COUNTY MEMORIAL HOSPITAL BOARD OF TRUSTEES

To ensure that CCMH's efforts meet the needs of the community and have a lasting and meaningful impact, the 2025 CHNA was presented to the Crawford County Memorial Hospital Board of Trustees for approval and adoption on September 29, 2025. Although an authorized body of the hospital must adopt the CHNA and implementation strategy reports to be compliant with the provisions in the Affordable Care Act, adoption of the CHNA also demonstrates that the board is aware of the findings from the community health needs assessment, endorses the priorities identified, and supports the strategy that has been developed to address prioritized needs.

ACKNOWLEDGEMENTS

CCMH Key Informant Team Members

Don Luensmann, Executive Director of Marketing & Development
Heather Rasmussen, Chief Quality Officer
Theresa Sheer, Chief Nursing Officer
Trama Vetter, Medical Clinic Director
Dana Neemann, Director of Education and Patient Experience
Sara Gaul, Diabetes Care and Education Program Coordinator
Brandi Ruskell, Marketing Specialist

Data Sources

Iowa Department of Health & Human Services
https://idph.iowa.gov

Survey Monkey (online survey software)
https://www.surveymonkey.com/

County Health Rankings & Roadmaps
https://www.countyhealthrankings.org

U.S. News and World Report
https://www.usnews.com

Contact Information

For questions regarding this report and the data contained therein, please contact:

Don Luensmann
Executive Director of Marketing & Development

Crawford County Memorial Hospital
100 Medical Parkway, Denison, IA 51442

712.265.2515
dluensmann@ccmhia.com

APPENDIX A

2025 Crawford County Memorial Hospital Community Health Needs Assessment Survey

CRAWFORD COUNTY
MEMORIAL HOSPITAL

2025 Crawford County CHNA Survey - English

Community Health Needs Assessment

Crawford County Memorial Hospital is conducting a Community Health Needs Assessment (CHNA) survey to better understand the health concerns and needs in the community. The information obtained from the CHNA will be used in the development of an action plan to help improve the health of our community members.

CRAWFORD COUNTY
MEMORIAL HOSPITAL

2025 Crawford County CHNA Survey - English

Demographic Information

Understanding the demographic makeup of our community helps identify key health trends and needs, ensuring that healthcare services are tailored to the diverse population we serve.

* 1. What is your age?

- ◯ Under 18
- ◯ 18-24
- ◯ 25-34
- ◯ 35-44
- ◯ 45-54
- ◯ 55-65
- ◯ 65+

* 2. What is your gender?

- ◯ Male
- ◯ Female
- ◯ Non-binary/Third gender
- ◯ Prefer not to say

* 3. What is your ethnicity? (Select all that apply)

- ☐ American Indian or Alaska Native
- ☐ Asian or Asian American
- ☐ Black or African American
- ☐ Hispanic or Latino
- ☐ Middle Eastern or North African
- ☐ Native Hawaiian or other Pacific Islander
- ☐ White
- ☐ Other (please specify)

[ ]

* 4. What language do you speak at home?

- ◯ English
- ◯ Spanish
- ◯ Other (please specify)

* 5. What is your current employment status?

- ◯ Employed full-time
- ◯ Employed part-time
- ◯ Self-employed
- ◯ Unemployed
- ◯ Retired
- ◯ Student

CRAWFORD COUNTY
MEMORIAL HOSPITAL

2025 Crawford County CHNA Survey - English

Healthcare Access and Utilization

Access to healthcare services is essential for overall well-being, and evaluating how residents seek and receive care highlights potential gaps and opportunities for improvement.

* 6. Do you currently have health insurance?

- ◯ Yes - Employer-sponsored
- ◯ Yes - Government-sponsored (Medicare, Medicaid, Military, etc.)
- ◯ Yes - Individual
- ◯ No

* 7. How often do you visit a healthcare provider?

- ◯ At least once a year
- ◯ Every few years
- ◯ Only when necessary (emergency/urgent care)
- ◯ I do not visit healthcare providers

* 8. Where do you usually go for healthcare services? (Select all that apply)

- ☐ Local hospital / Medical Clinic
- ☐ Private doctor’s office
- ☐ Urgent care center
- ☐ Emergency room
- ☐ I do not seek medical care

* 9. What barriers do you face when trying to access healthcare? (Select all that apply)

- [ ] Cost of care
- [ ] Lack of insurance
- [ ] Transportation issues
- [ ] Language barriers
- [ ] Long wait times
- [ ] Lack of available providers
- [ ] Lack of available specialists
- [ ] None
- [ ] Other (please specify)

CRAWFORD COUNTY
MEMORIAL HOSPITAL

2025 Crawford County CHNA Survey - English

Health Concerns and Priorities

Identifying the most pressing health concerns in the community allows us to prioritize resources and initiatives that address the greatest needs.

* 10. What are the most important health issues in your community? (Select up to 3)

- [ ] Heart disease
- [ ] Diabetes
- [ ] Cancer
- [ ] Mental health
- [ ] Substance abuse
- [ ] Obesity
- [ ] Sexually Transmitted Diseases
- [ ] Aging issues, such as Dementia/Alzheimer's Disease, hearing loss, memory loss, etc.
- [ ] Dental Health
- [ ] Infectious diseases (flu, common cold, COVID, RSV, food poisoning, etc)
- [ ] Maternal/child health
- [ ] Access to healthcare services
- [ ] Other (please specify)

* 11. Do you feel that mental health services are accessible in your community?

- ( ) Yes
- ( ) No
- ( ) Not sure

* 12. What are your most important health goals at this time? (Select up to 3)

- [ ] Preventing illness
- [ ] Managing chronic conditions
- [ ] Losing weight
- [ ] Getting enough uninterrupted sleep
- [ ] Maintaining a healthy diet
- [ ] Engaging in regular physical activity / exercise
- [ ] Staying hydrated
- [ ] Managing stress and anxiety
- [ ] Mental health
- [ ] Other (please specify)

* 13. What health services do you think are most needed in your community? (Select all that apply)

- [ ] Primary care
- [ ] Pediatric care
- [ ] Mental health services
- [ ] Aging adult services
- [ ] Dental care
- [ ] Vision care
- [ ] Women's health services
- [ ] Substance abuse treatment
- [ ] Chronic disease management
- [ ] Preventive health services (screenings, immunizations)
- [ ] Other (please specify)

* 14. Do you smoke cigarettes?

- ( ) Yes
- ( ) No

* 15. How often do you drink alcohol?

- ◯ Daily
- ◯ Several times each week
- ◯ Several times each month
- ◯ Several times each year
- ◯ Rarely or never

CRAWFORD COUNTY
MEMORIAL HOSPITAL

2025 Crawford County CHNA Survey - English

Community and Well-being

Beyond medical care, factors such as social support, economic stability, and lifestyle choices play a crucial role in shaping overall health and quality of life.

* 16. Do you feel safe in your community?

- ◯ Yes
- ◯ No
- ◯ Sometimes

* 17. Are there places in your community where you can be physically active?

- ◯ Yes
- ◯ No
- ◯ Not sure

* 18. How often do you engage in physical activity?

- ◯ Daily
- ◯ Several times a week
- ◯ Once a week
- ◯ A few times a month
- ◯ Rarely
- ◯ Never

* 19. Do you have access to healthy foods (e.g., fresh fruits and vegetables)?

- ◯ Yes
- ◯ No
- ◯ Sometimes

* 20. Do you feel socially connected to others in your community?

- ◯ Yes
- ◯ No
- ◯ Sometimes

* 21. How often do you participate in community events or activities?

- ◯ Often
- ◯ Sometimes
- ◯ Rarely
- ◯ Never

* 22. What are the biggest challenges to your well-being in this community? (Select all that apply)

- ☐ Lack of safe spaces
- ☐ Limited access to healthcare
- ☐ Not enough healthy food options
- ☐ Lack of physical activity opportunities
- ☐ Financial stress
- ☐ Social isolation
- ☐ None
- ☐ Other (please specify)

CRAWFORD COUNTY
MEMORIAL HOSPITAL

2025 Crawford County CHNA Survey - English

Health & Wellness Program Interest

This section aims to identify the health and wellness programs that interest community members the most. Your feedback will help us develop programs that best meet the needs of our community and improve overall health and well-being.

* 23. Which of the following health and wellness programs would you be most interested in? (Select all that apply)

- [ ] Weight management
- [ ] Diabetes management and prevention
- [ ] Heart health education
- [ ] Group fitness classes (yoga, Zumba, strength training, etc.)
- [ ] Stress management and mindfulness
- [ ] Mental health and well-being
- [ ] Substance abuse prevention and recovery
- [ ] Health screenings (blood pressure, cholesterol, etc.)
- [ ] Support groups (grief, mental health, addiction, etc.)
- [ ] Other (please specify)

* 24. What are the biggest challenges you face in participating in health and wellness programs? (Select all that apply)

- [ ] Lack of time
- [ ] Cost of participation
- [ ] Lack of transportation
- [ ] Lack of childcare
- [ ] Unaware of available programs
- [ ] Not interested in wellness programs
- [ ] Programs are not culturally relevant
- [ ] Other (please specify)

CRAWFORD COUNTY
MEMORIAL HOSPITAL

2025 Crawford County CHNA Survey - English

Evaluating CCMH's Performance

We want to hear about your experiences with CCMH—what's working well, what needs improvement, and how we can enhance patient care. Your feedback will help us better serve the community.

* 25. CCMH is meeting the needs of the community when it follows its mission, namely: "To provide convenient access to safe, high-quality healthcare by skilled and trusted professionals while exceeding customer expectations."

- ◯ Strongly Agree
- ◯ Agree
- ◯ Neither Agree nor Disagree
- ◯ Disagree
- ◯ Strongly Disagree

* 26. If you don't agree with the previous statement, what changes would you suggest to better reflect what the hospital should focus on? (Select all that apply)

- ☐ Improve access to care (e.g., more appointment availability, shorter wait times)
- ☐ Improve quality of care (e.g., better technology, more experienced providers)
- ☐ Improve customer service (e.g., friendlier staff, better communication)
- ☐ Offer more services locally
- ☐ All of the above
- ☐ None of the above

* 27. In your opinion, what do you think CCMH does well? (Select all that apply)

- [ ] Quality of medical care
- [ ] Customer service and patient experience
- [ ] Range of services offered
- [ ] Community outreach and education
- [ ] Accessibility and convenience
- [ ] Wait times for appointments or services
- [ ] Availability of specialists
- [ ] Friendliness and professionalism of staff
- [ ] Communication with patients
- [ ] Facility cleanliness and comfort
- [ ] All of the above
- [ ] None of the above
- [ ] Unknown / Do not use CCMH

* 28. How do you think CCMH can improve it customer service? (Select all that apply)

- [ ] Reduce wait times for appointments and in-clinic visits
- [ ] Improve staff training on patient care, communication, and professionalism
- [ ] Enhance appointment scheduling with more convenient options
- [ ] Improve billing and insurance assistance with clearer explanations
- [ ] Increase interpreter services for non-English-speaking patients
- [ ] Strengthen follow-up communication after visits
- [ ] Expand service hours and telehealth options for greater accessibility
- [ ] Enhance facility cleanliness and comfort
- [ ] Broaden services to better meet community needs
- [ ] All of the above
- [ ] None of the above
- [ ] Unknown / Do not use CCMH

CRAWFORD COUNTY
MEMORIAL HOSPITAL

2025 Crawford County CHNA Survey - English

THANK YOU!

Thank you for taking part in our Community Health Needs Assessment. Your feedback helps us better understand community needs and shape future healthcare programs to support a healthier, stronger community.

29. (***Optional) Please leave your email address to be entered in a drawing for a $50 gift card.

2025 Crawford County CHNA Survey - Spanish

Evaluación de las Necesidades de Salud de la Comunidad

Crawford County Memorial Hospital está realizando una encuesta de Evaluación de las Necesidades de Salud de la Comunidad (CHNA) para comprender mejor las preocupaciones y necesidades de salud de la comunidad. La información obtenida de la CHNA se utilizará para desarrollar un plan de acción para ayudar a mejorar la salud de los miembros de nuestra comunidad.

2025 Crawford County CHNA Survey - Spanish

Información Demográfica

Comprender la composición demográfica de nuestra comunidad ayuda a identificar tendencias y necesidades claves de salud, lo que garantiza que los servicios de atención médica se adapten a la población diversa a la que servimos.

* 1. ¿Cuál es tu edad?

- ◯ Menores de 18 años
- ◯ 18-24
- ◯ 25-34
- ◯ 35-44
- ◯ 45-54
- ◯ 55-64
- ◯ 65+

* 2. ¿Cual es tu género?

- ◯ Masculino
- ◯ Femenino
- ◯ No binario/Tercer género
- ◯ Prefiero no decirlo

* 3. ¿Cuál es su origen étnico? (Seleccione todas las opciones que correspondan)

- ☐ Indio Americano o Nativo de Alaska
- ☐ Asiático o Asiático Americano
- ☐ Negro o Afroamericano
- ☐ Hispano o Latino
- ☐ Oriente Medio o África del Norte
- ☐ Nativo de Hawái u otra isla del Pacífico
- ☐ Blanco
- ☐ Otro (especifique)

* 4. ¿Qué idioma habla en casa?

- ◯ Inglés
- ◯ Español
- ◯ Otro (especifique):

* 5. ¿Cuál es su situación laboral actual?

- ◯ Empleado a tiempo completo
- ◯ Empleado a tiempo parcial
- ◯ Trabajadores por cuenta propia
- ◯ Desempleados
- ◯ Jubilado
- ◯ Estudiante

2025 Crawford County CHNA Survey - Spanish

Acceso y Utilización de la Atención Médica

El acceso a los servicios de atención de salud es esencial para el bienestar general, y evaluar cómo los residentes buscan y reciben atención resalta posibles brechas y oportunidades de superación.

* 6. ¿Tiene usted actualmente seguro médico?

- ◯ Sí – Patrocinado por el empleador
- ◯ Sí- Patrocinado por el gobierno (Medicare, Medicaid, militar, etc.)
- ◯ Sí – Individual
- ◯ No

* 7. ¿Con qué frecuencia visita a un proveedor de atención médica?

- ◯ Al menos una vez al año
- ◯ Cada cuantos años
- ◯ Sólo cuando sea necesario (emergencia/atención urgente)
- ◯ No visito proveedores de atención médica.

* 8. ¿A dónde acude habitualmente para recibir servicios de atención medica? (Seleccione todas las opciones que correspondan)

- ☐ Hospital local / clínica médica
- ☐ Consultorio médico privado
- ☐ Centro de atención de urgencias
- ☐ Sala de emergencia
- ☐ No busco atención médica

* 9. ¿Qué barreras enfrenta usted cuando intenta acceder a la atención médica? (Seleccione todas las opciones que correspondan)

- ☐ Costo de la atención
- ☐ Falta de seguro
- ☐ Problemas de transporte
- ☐ Barreras del idioma
- ☐ Largos tiempos de espera
- ☐ Falta de proveedores disponibles
- ☐ Falta de especialistas disponibles
- ☐ Ninguno
- ☐ Otro (especifique):

2025 Crawford County CHNA Survey - Spanish

Preocupaciones y Prioridades de la Salud

Identificar los problemas de salud más urgentes en la comunidad nos permite priorizar los recursos y las iniciativas que abordan las mayores necesidades.

* 10. ¿Cuáles son los problemas de salud más importantes en su comunidad? (Seleccione hasta 3)

- [ ] Cardiopatía
- [ ] Diabetes
- [ ] Cáncer
- [ ] Salud mental
- [ ] Abuso de sustancias
- [ ] Obesidad
- [ ] Enfermedades de transmisión sexual
- [ ] Problemas relacionados con el envejecimiento, como Demencia/Enfermedad de Alzheimer, pérdida de audición, pérdida de memoria, etc.
- [ ] Salud dental
- [ ] Enfermedades infecciosas (gripe, resfriado común, COVID, VSR, intoxicación alimentaria, etc.)
- [ ] Salud maternoinfantil
- [ ] Acceso a servicios de salud
- [ ] Otro (especifique):

* 11. ¿Considera que los servicios de salud mental son accesibles en su comunidad?

- ( ) Sí
- ( ) No
- ( ) No estoy seguro

* 12. ¿Cuál es su objetivo de salud más importante en este momento?

- [ ] Prevención de enfermedades
- [ ] Manejo de enfermedades crónicas
- [ ] Perder peso
- [ ] Dormir lo suficiente sin interrupciones
- [ ] Mantener una dieta saludable
- [ ] Realizar ejercicio o actividad física de forma regular
- [ ] Mantenerse hidratado
- [ ] Manejo del estrés y la ansiedad
- [ ] Salud mental
- [ ] Otro (especifique):

* 13. ¿Qué servicios de salud cree usted que son los más necesarios en su comunidad? (Seleccione todas las opciones que correspondan)

- [ ] Atención primaria
- [ ] Atención pediátrica
- [ ] Servicios de salud mental
- [ ] Servicios para adultos mayores
- [ ] Cuidado dental
- [ ] Cuidado de la vista
- [ ] Servicios de salud para mujeres
- [ ] Tratamiento del abuso de sustancias
- [ ] Manejo de enfermedades crónicas
- [ ] Servicios de salud preventivos (exámenes, vacunas)
- [ ] Otro (especifique):

* 14. ¿Fumas cigarrillos?

- ( ) Sí
- ( ) No

* 15. ¿Con qué frecuencia bebes alcohol?

- ◯ A diario
- ◯ Varias veces por semana
- ◯ Varias veces al mes
- ◯ Varias veces al año
- ◯ Rara vez o nunca

2025 Crawford County CHNA Survey - Spanish

Comunidad y bienestar

Más allá de la atención médica, factores como el apoyo social, la estabilidad económica y las elecciones de estilo de vida juegan un papel crucial en la configuración de la salud general y la calidad de vida.

* 16. ¿Te sientes seguro en tu comunidad?

- ◯ Sí
- ◯ No
- ◯ A veces

* 17. ¿Existen lugares en tu comunidad donde puedas realizar actividad física?

- ◯ Sí
- ◯ No
- ◯ No estoy seguro

* 18. ¿Con qué frecuencia realiza usted actividad física?

- ◯ A diario
- ◯ Varias veces a la semana
- ◯ Una vez a la semana
- ◯ Unas cuantas veces al mes
- ◯ Rara vez
- ◯ Nunca

* 19. ¿Tiene acceso a alimentos saludables (por ejemplo, frutas y verduras frescas)?

- ◯ Sí
- ◯ No
- ◯ A veces

* 20. ¿Te sientes conectado socialmente con otros en tu comunidad?

- ◯ Sí
- ◯ No
- ◯ A veces

* 21. ¿Con qué frecuencia participas en eventos o actividades comunitarias?

- ◯ Frecuentemente
- ◯ A veces
- ◯ Rara vez
- ◯ Nunca

* 22. ¿Cuáles son los mayores desafíos para su bienestar en esta comunidad? (Marque todas las opciones que correspondan)

- ☐ Falta de espacios seguros
- ☐ Acceso limitado a la atención medica
- ☐ No hay suficientes opciones de alimentos saludables
- ☐ Falta de oportunidades de actividad física
- ☐ Estrés financiero
- ☐ Aislamiento social
- ☐ Ninguno
- ☐ Otro (especifique):

Interés en programas de salud y bienestar

Esta sección tiene como objetivo identificar los programas de salud y bienestar que más interesan a los miembros de la comunidad. Sus respuestas nos ayudará a desarrollar programas que satisfagan mejor las necesidades de nuestra comunidad y mejoren la salud y el bienestar general.

* 23. ¿En cuál de los siguientes programas de salud y bienestar le interesaría participar? (Seleccione todas las opciones que correspondan)

- [ ] Control de peso
- [ ] Manejo y prevención de la diabetes
- [ ] Educación sobre la salud del corazón
- [ ] Clases grupales de ejercicios (yoga, zumba, entrenamiento de fuerza, etc.)
- [ ] Manejo del estrés y atención plena
- [ ] Salud mental y bienestar
- [ ] Prevención y recuperación del abuso de sustancias
- [ ] Exámenes de salud (presión arterial, colesterol, etc.)
- [ ] Grupos de apoyo (duelo, salud mental, adicciones, etc.)
- [ ] Otro (especifique):

24. ¿Cuáles son los mayores desafíos que enfrenta al participar en programas de salud y bienestar? (Seleccione todas las opciones que correspondan)

- [ ] Falta de tiempo
- [ ] Costo de participación
- [ ] Falta de transporte
- [ ] Falta de cuidado infantil
- [ ] Desconozco los programas disponibles
- [ ] No me interesan los programas de bienestar
- [ ] Los programas no son culturalmente relevantes
- [ ] Otro (especifique):

Evaluación del Desempeño de CCMH

Queremos saber de sus experiencias con CCMH: qué funciona bien, qué necesita mejorar y cómo podemos superar la atención al paciente. Sus respuestas nos ayudarán a brindar un mejor servicio a la comunidad.

25. CCMH satisface las necesidades de la comunidad cuando sigue su misión, a saber: "Brindar acceso conveniente a atención médica segura y de alta calidad por parte de profesionales capacitados y confiables, superando las expectativas del cliente".

- ◯ Firmemente de Acuerdo
- ◯ De Acuerdo
- ◯ Ni de Acuerdo ni en Desacuerdo
- ◯ Desacuerdo
- ◯ Firmemente en Desacuerdo

26. Si no está de acuerdo con la afirmación anterior, ¿qué cambios sugeriría para reflejar mejor en qué debería centrarse el hospital? (marque todas las opciones que correspondan)

- ☐ Mejorar el acceso a la atención (ej., mas disponibilidad de citas, tiempos de espera más cortos)
- ☐ Mejorar la calidad de la atención (ej., mejor tecnología, proveedores con más experiencia)
- ☐ Mejorar el servicio al cliente (ej., personal más amable, mejor comunicación)
- ☐ Ofrecer más servicios a nivel local
- ☐ Todas las opciones anteriores
- ☐ Ninguna de las opciones anteriores
- ☐ Desconocido/No utilizo CCMH

27. En su opinión, ¿qué cree que hace bien CCMH? (marque todas las opciones que correspondan)

- [ ] Calidad de la atención médica
- [ ] Servicio al cliente y experiencia del paciente
- [ ] Gama de servicios ofrecidos
- [ ] Extensión comunitaria y educación
- [ ] Accesibilidad y conveniencia
- [ ] Tiempos de espera para citas o servicios
- [ ] Disponibilidad de especialistas
- [ ] Amabilidad y profesionalidad del personal
- [ ] Comunicación con los pacientes
- [ ] Limpieza y comodidad de las instalaciones
- [ ] Todas las opciones anteriores
- [ ] Ninguna de las opciones anteriores
- [ ] Desconocido/No utilizo CCMH

28. ¿Cómo crees que CCMH puede mejorar su servicio al cliente? (marque todas las opciones que correspondan)

- [ ] Reducir los tiempos de espera para citas y visitas en la clínica.
- [ ] Mejorar la capacitación del personal en atención al paciente, comunicación y profesionalismo.
- [ ] Mejore la programación de citas con opciones más convenientes
- [ ] Mejore la facturación y la asistencia de seguros con explicaciones más claras
- [ ] Aumentar los servicios de interpretación para pacientes que no hablan inglés
- [ ] Fortalecer la comunicación de seguimiento después de las visitas
- [ ] Ampliar el horario de servicio y las opciones de telesalud para mayor accesibilidad
- [ ] Mejorar la limpieza y la comodidad de las instalaciones.
- [ ] Ampliar los servicios para satisfacer mejor las necesidades de la comunidad
- [ ] Todas las opciones anteriores
- [ ] Ninguna de las opciones anteriores
- [ ] Desconocido/No utilizo CCMH

¡GRACIAS!

Gracias por participar en nuestra evaluación de las necesidades de salud de la comunidad. Sus respuestas nos ayudan a comprender mejor las necesidades de la comunidad y a diseñar programas futuros de atención médica para respaldar una comunidad más sana y fuerte.

29. (***Opcional) Por favor deje su dirección de correo electrónico para participar en un sorteo de $ 50.

APPENDIX B

2025 CCMH CHNA Survey Data

Q1 What is your age?

Answered: 107 Skipped: 0

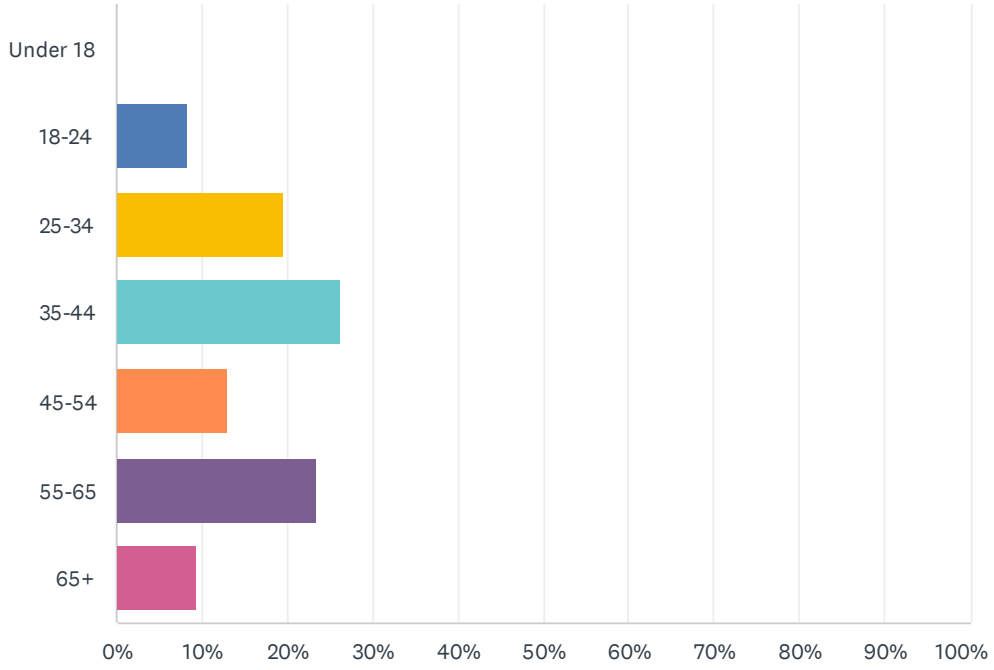

ANSWER CHOICES	RESPONSES	
Under 18	0.00%	0
18-24	8.41%	9
25-34	19.63%	21
35-44	26.17%	28
45-54	13.08%	14
55-65	23.36%	25
65+	9.35%	10
TOTAL		107

Q2 What is your gender?

Answered: 107 Skipped: 0

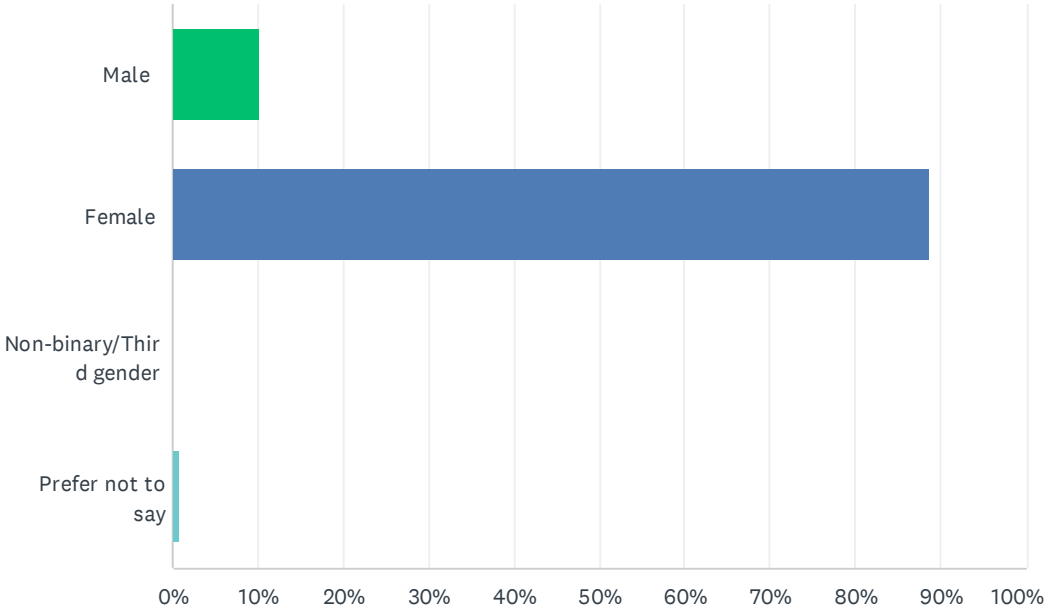

ANSWER CHOICES	RESPONSES	
Male	10.28%	11
Female	88.79%	95
Non-binary/Third gender	0.00%	0
Prefer not to say	0.93%	1
TOTAL		107

Q3 What is your ethnicity? (Select all that apply)

Answered: 107 Skipped: 0

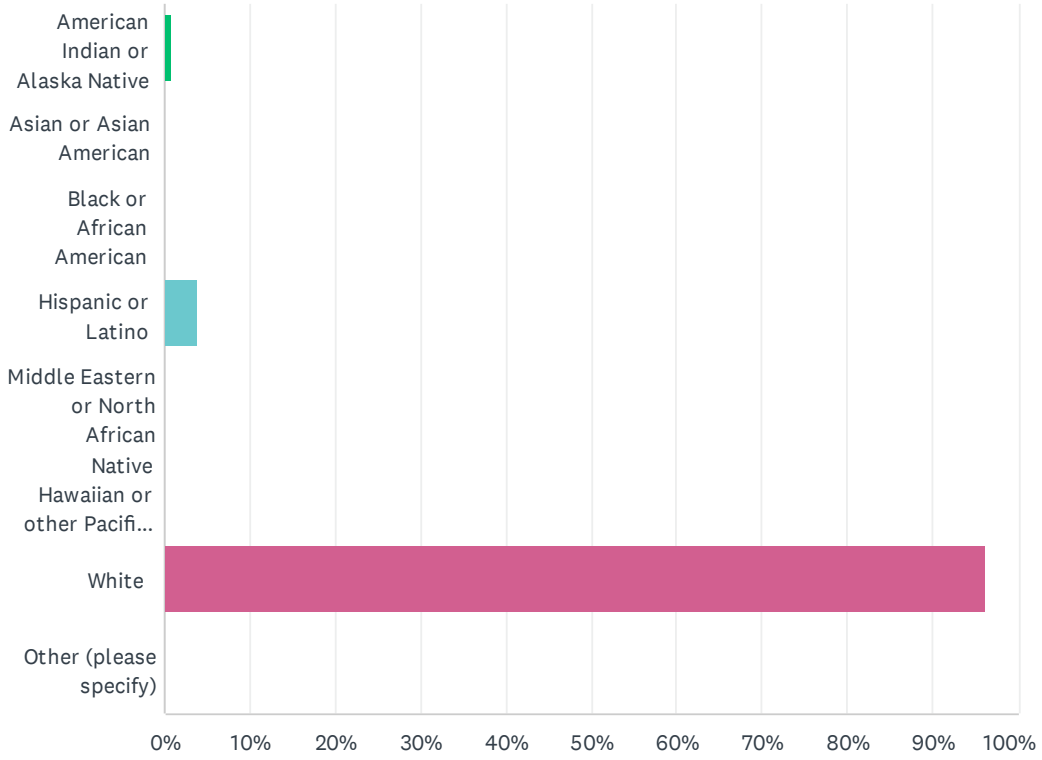

ANSWER CHOICES	RESPONSES	
American Indian or Alaska Native	0.93%	1
Asian or Asian American	0.00%	0
Black or African American	0.00%	0
Hispanic or Latino	3.74%	4
Middle Eastern or North African	0.00%	0
Native Hawaiian or other Pacific Islander	0.00%	0
White	96.26%	103
Other (please specify)	0.00%	0
Total Respondents: 107		

Q4 What language do you speak at home?

Answered: 107 Skipped: 0

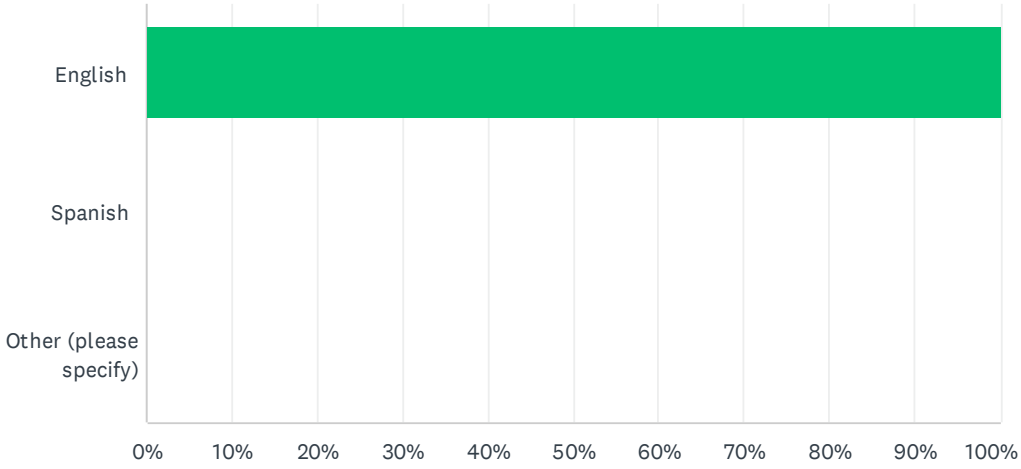

ANSWER CHOICES	RESPONSES	
English	100.00%	107
Spanish	0.00%	0
Other (please specify)	0.00%	0
TOTAL		107

Q5 What is your current employment status?

Answered: 107 Skipped: 0

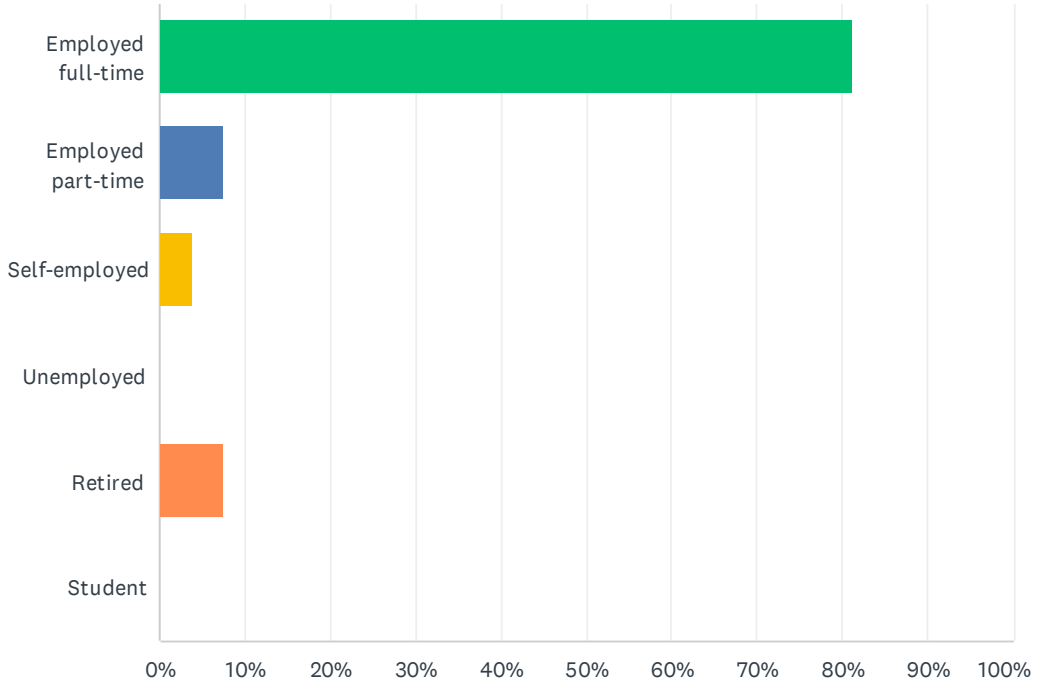

ANSWER CHOICES	RESPONSES	
Employed full-time	81.31%	87
Employed part-time	7.48%	8
Self-employed	3.74%	4
Unemployed	0.00%	0
Retired	7.48%	8
Student	0.00%	0
TOTAL		107

Q6 Do you currently have health insurance?

Answered: 104 Skipped: 3

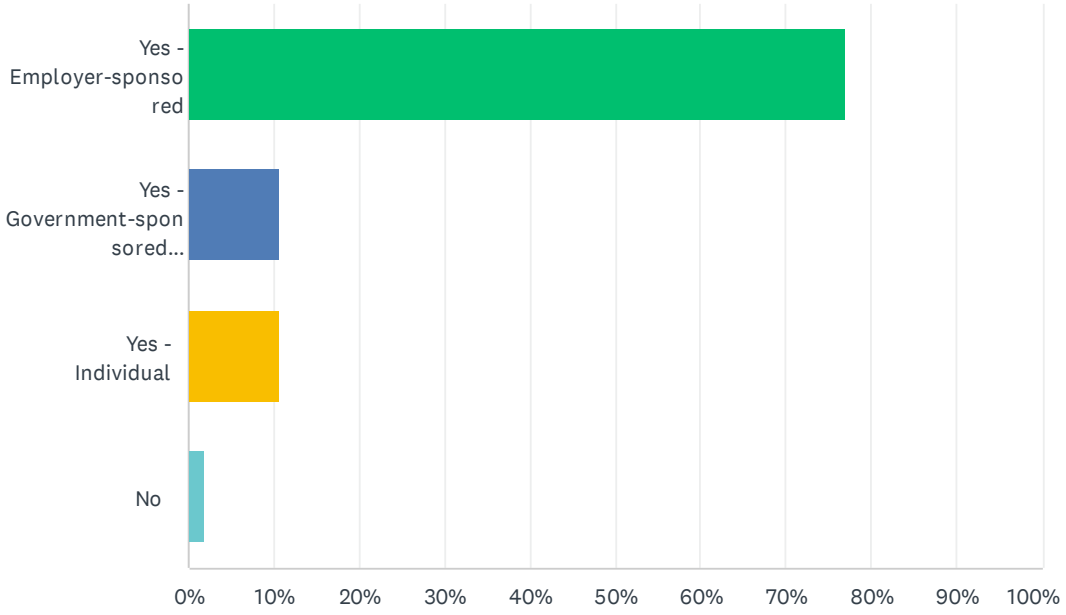

ANSWER CHOICES	RESPONSES	
Yes - Employer-sponsored	76.92%	80
Yes - Government-sponsored (Medicare, Medicaid, Military, etc.)	10.58%	11
Yes - Individual	10.58%	11
No	1.92%	2
TOTAL		104

Q7 How often do you visit a healthcare provider?

Answered: 104 Skipped: 3

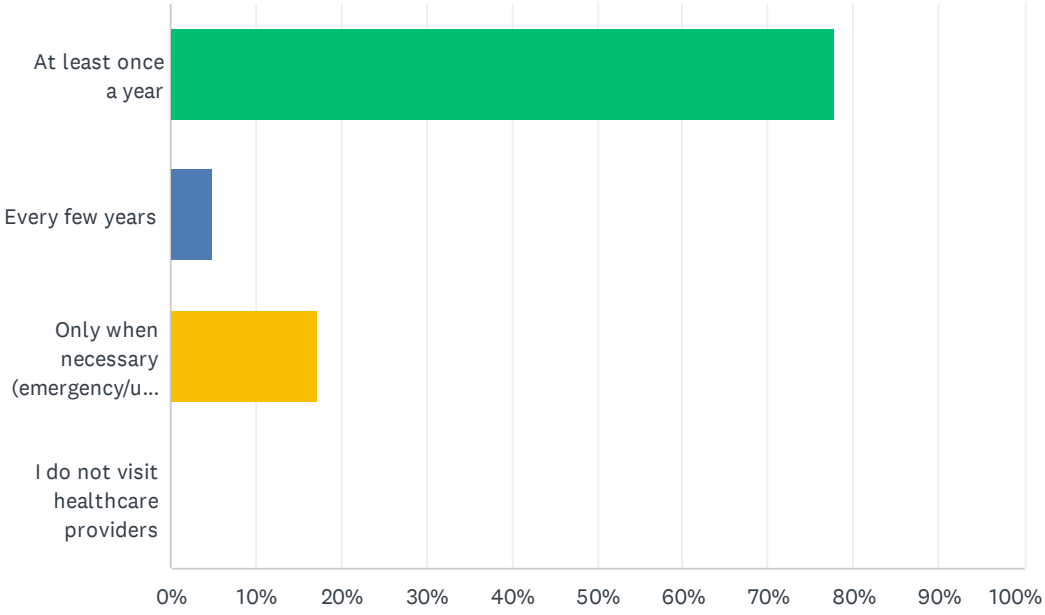

ANSWER CHOICES	RESPONSES	
At least once a year	77.88%	81
Every few years	4.81%	5
Only when necessary (emergency/urgent care)	17.31%	18
I do not visit healthcare providers	0.00%	0
TOTAL		104

Q8 Where do you usually go for healthcare services? (Select all that apply)

Answered: 104 Skipped: 3

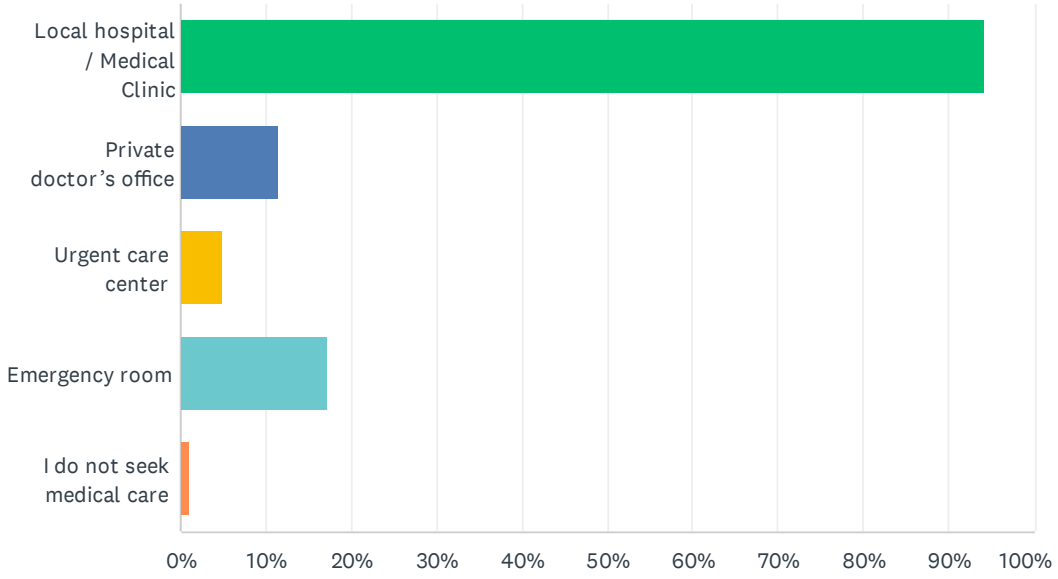

ANSWER CHOICES	RESPONSES	
Local hospital / Medical Clinic	94.23%	98
Private doctor's office	11.54%	12
Urgent care center	4.81%	5
Emergency room	17.31%	18
I do not seek medical care	0.96%	1
Total Respondents: 104		

Q9 What barriers do you face when trying to access healthcare? (Select all that apply)

Answered: 104 Skipped: 3

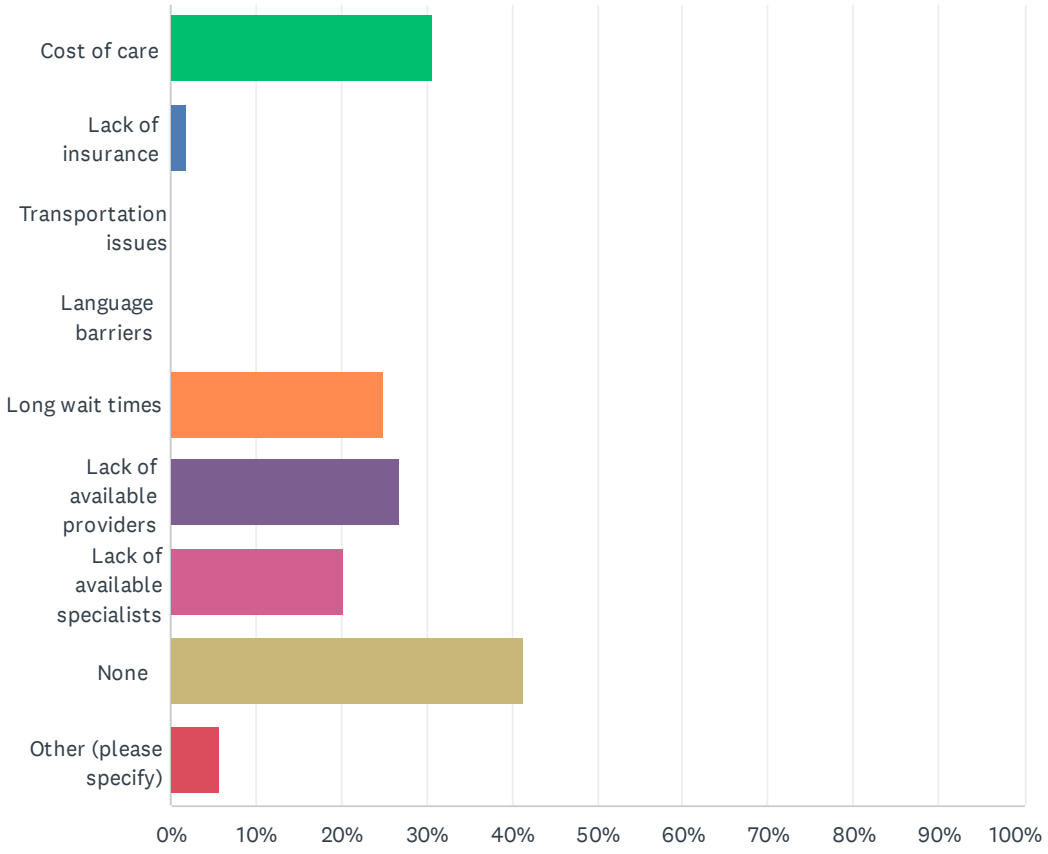

ANSWER CHOICES	RESPONSES	
Cost of care	30.77%	32
Lack of insurance	1.92%	2
Transportation issues	0.00%	0
Language barriers	0.00%	0
Long wait times	25.00%	26
Lack of available providers	26.92%	28
Lack of available specialists	20.19%	21
None	41.35%	43
Other (please specify)	5.77%	6
Total Respondents: 104		

Q10 What are the most important health issues in your community? (Select up to 3)

Answered: 99 Skipped: 8

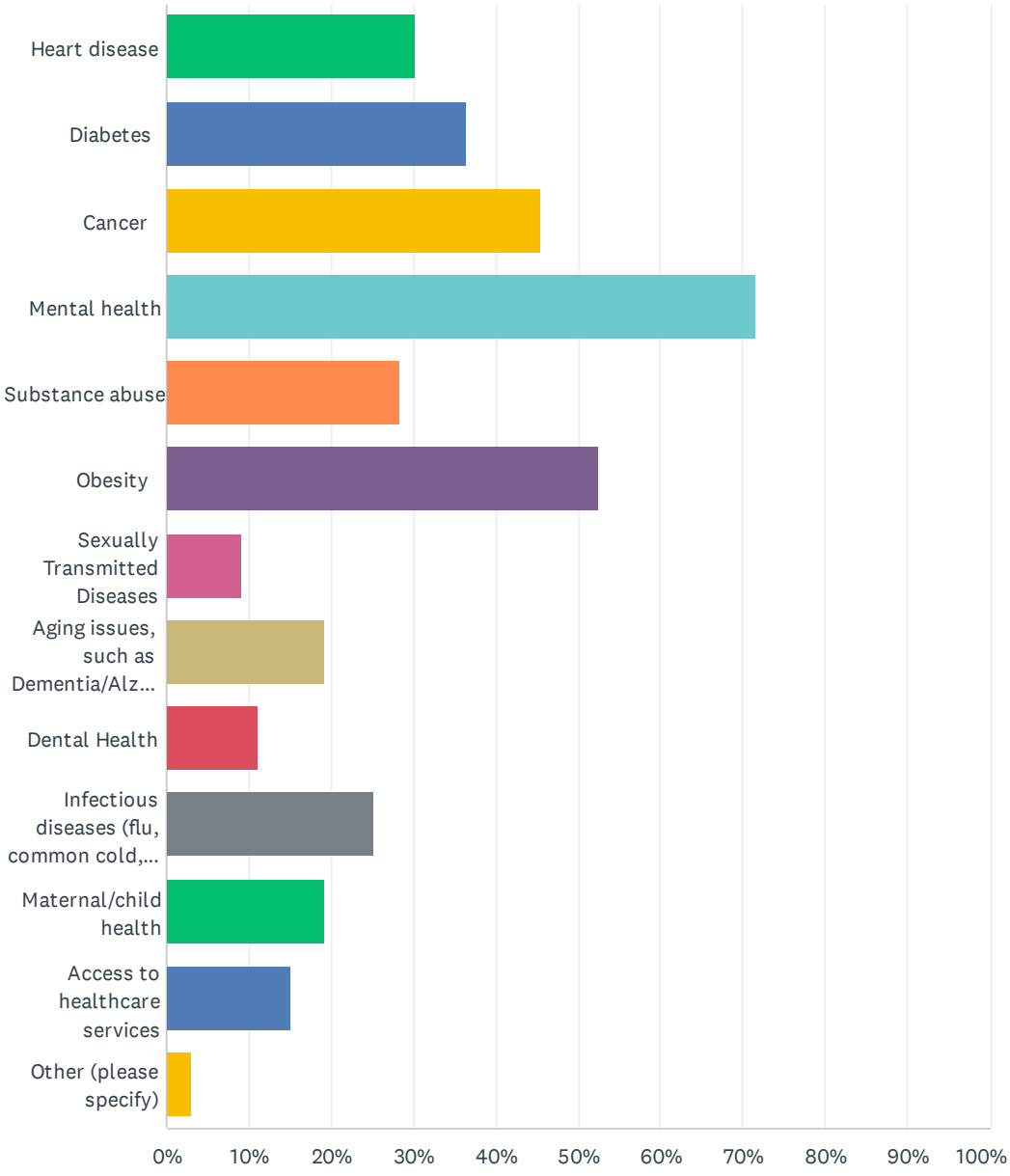

ANSWER CHOICES	RESPONSES	
Heart disease	30.30%	30
Diabetes	36.36%	36
Cancer	45.45%	45
Mental health	71.72%	71
Substance abuse	28.28%	28
Obesity	52.53%	52
Sexually Transmitted Diseases	9.09%	9
Aging issues, such as Dementia/Alzheimer's Disease, hearing loss, memory loss, etc.	19.19%	19
Dental Health	11.11%	11
Infectious diseases (flu, common cold, COVID, RSV, food poisoning, etc)	25.25%	25
Maternal/child health	19.19%	19
Access to healthcare services	15.15%	15
Other (please specify)	3.03%	3
Total Respondents: 99		

Q11 Do you feel that mental health services are accessible in your community?

Answered: 99 Skipped: 8

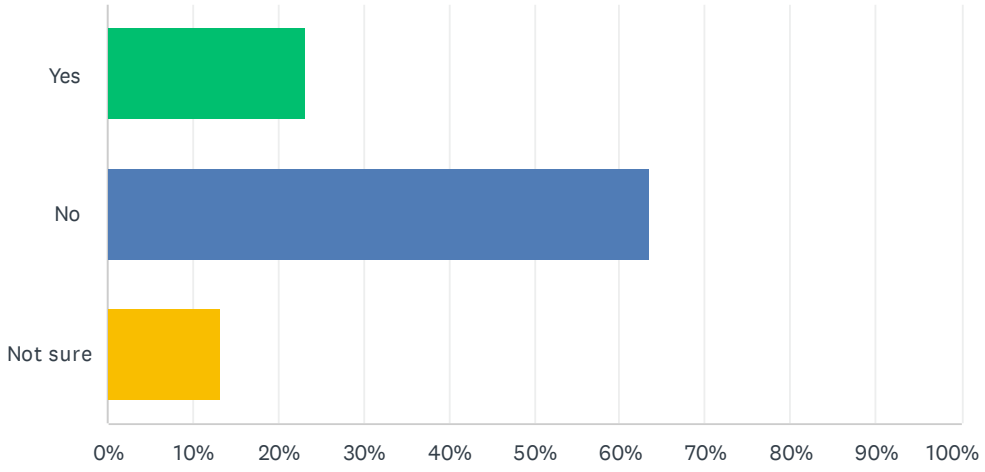

ANSWER CHOICES	RESPONSES	
Yes	23.23%	23
No	63.64%	63
Not sure	13.13%	13
TOTAL		99

Q12 What are your most important health goals at this time? (Select up to 3)

Answered: 99 Skipped: 8

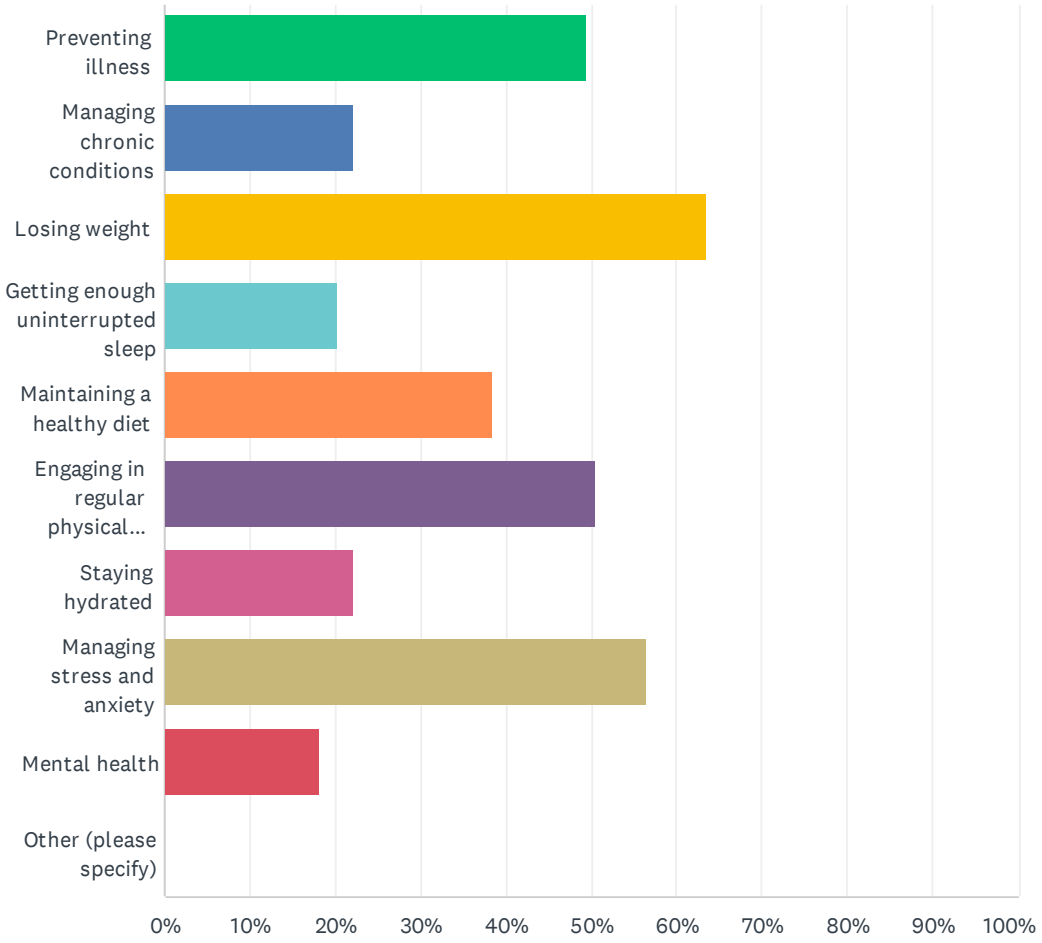

ANSWER CHOICES	RESPONSES	
Preventing illness	49.49%	49
Managing chronic conditions	22.22%	22
Losing weight	63.64%	63
Getting enough uninterrupted sleep	20.20%	20
Maintaining a healthy diet	38.38%	38
Engaging in regular physical activity / exercise	50.51%	50
Staying hydrated	22.22%	22
Managing stress and anxiety	56.57%	56
Mental health	18.18%	18
Other (please specify)	0.00%	0
Total Respondents: 99		

Q13 What health services do you think are most needed in your community? (Select all that apply)

Answered: 99 Skipped: 8

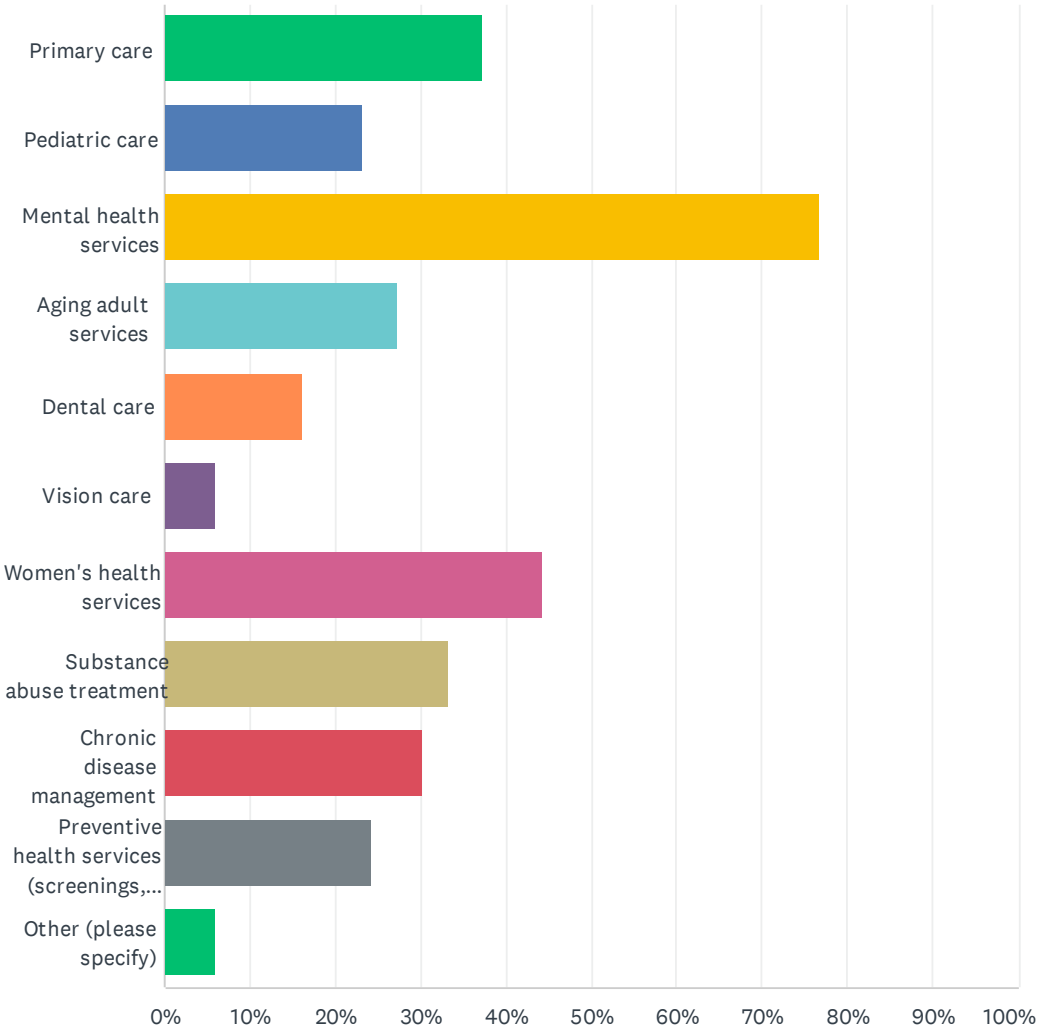

ANSWER CHOICES	RESPONSES	
Primary care	37.37%	37
Pediatric care	23.23%	23
Mental health services	76.77%	76
Aging adult services	27.27%	27
Dental care	16.16%	16
Vision care	6.06%	6
Women's health services	44.44%	44
Substance abuse treatment	33.33%	33
Chronic disease management	30.30%	30
Preventive health services (screenings, immunizations)	24.24%	24
Other (please specify)	6.06%	6
Total Respondents: 99		

Q14 Do you smoke cigarettes?

Answered: 99 Skipped: 8

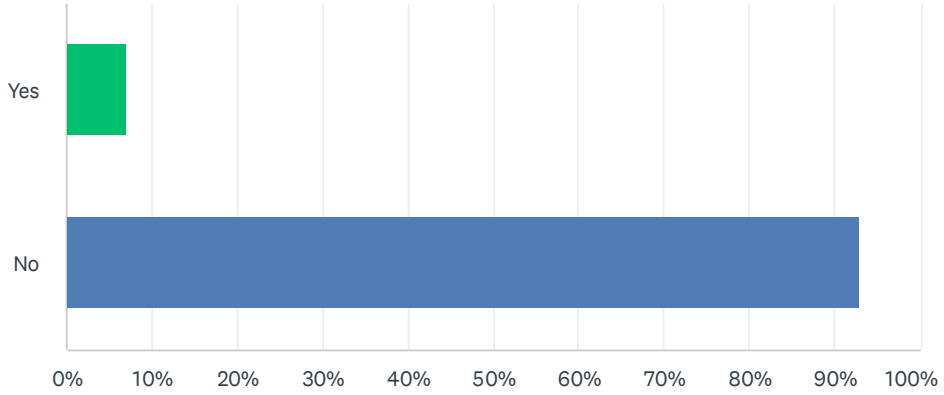

ANSWER CHOICES	RESPONSES	
Yes	7.07%	7
No	92.93%	92
TOTAL		99

Q15 How often do you drink alcohol?

Answered: 99 Skipped: 8

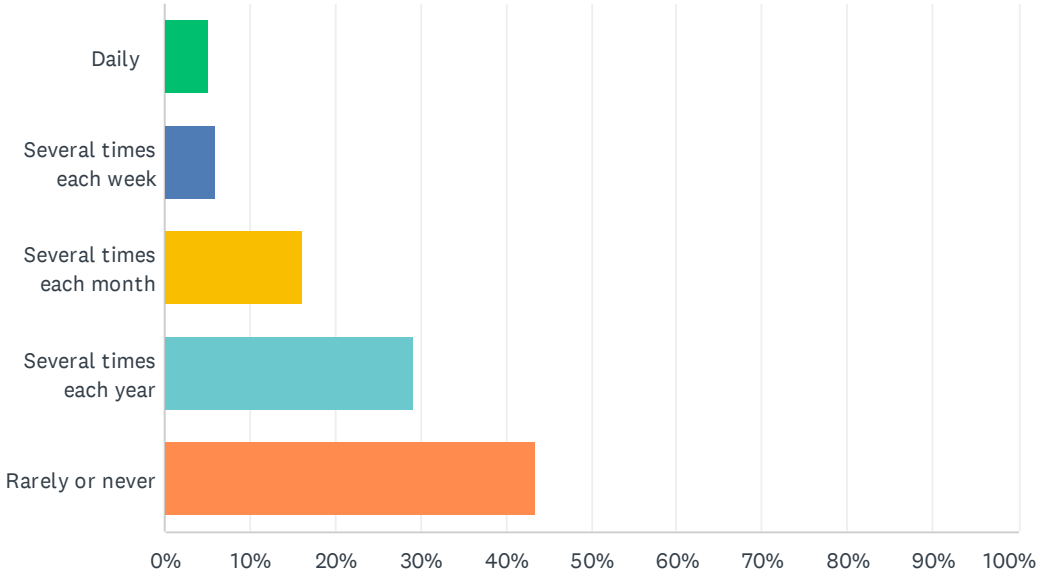

ANSWER CHOICES	RESPONSES	
Daily	5.05%	5
Several times each week	6.06%	6
Several times each month	16.16%	16
Several times each year	29.29%	29
Rarely or never	43.43%	43
TOTAL		99

Q16 Do you feel safe in your community?

Answered: 98 Skipped: 9

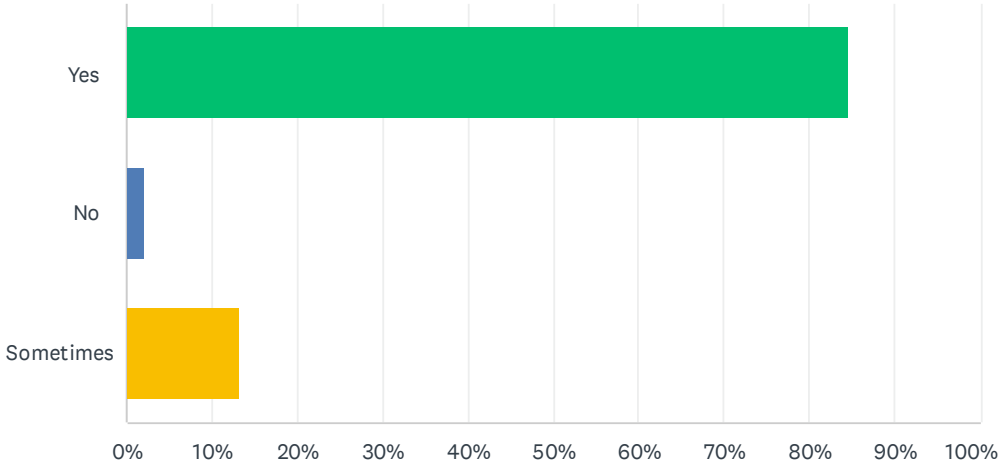

ANSWER CHOICES	RESPONSES	
Yes	84.69%	83
No	2.04%	2
Sometimes	13.27%	13
TOTAL		98

Q17 Are there places in your community where you can be physically active?

Answered: 98 Skipped: 9

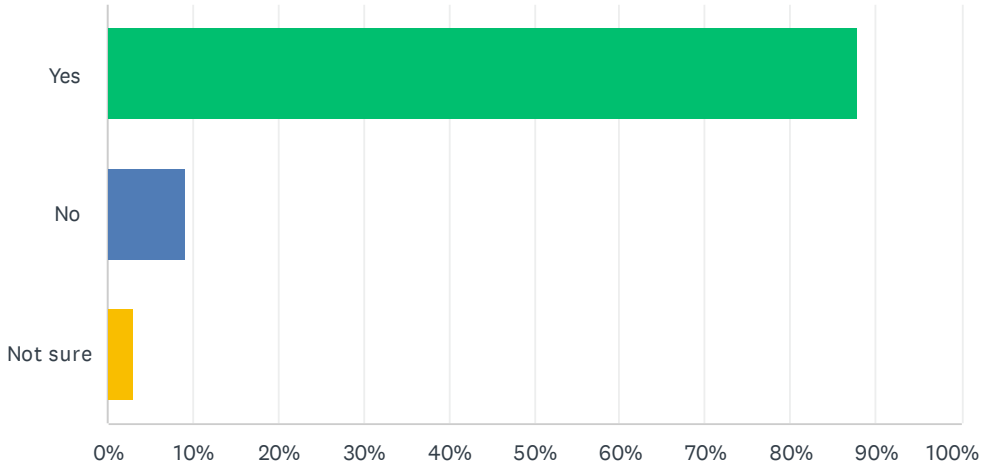

ANSWER CHOICES	RESPONSES	
Yes	87.76%	86
No	9.18%	9
Not sure	3.06%	3
TOTAL		98

Q18 How often do you engage in physical activity?

Answered: 98 Skipped: 9

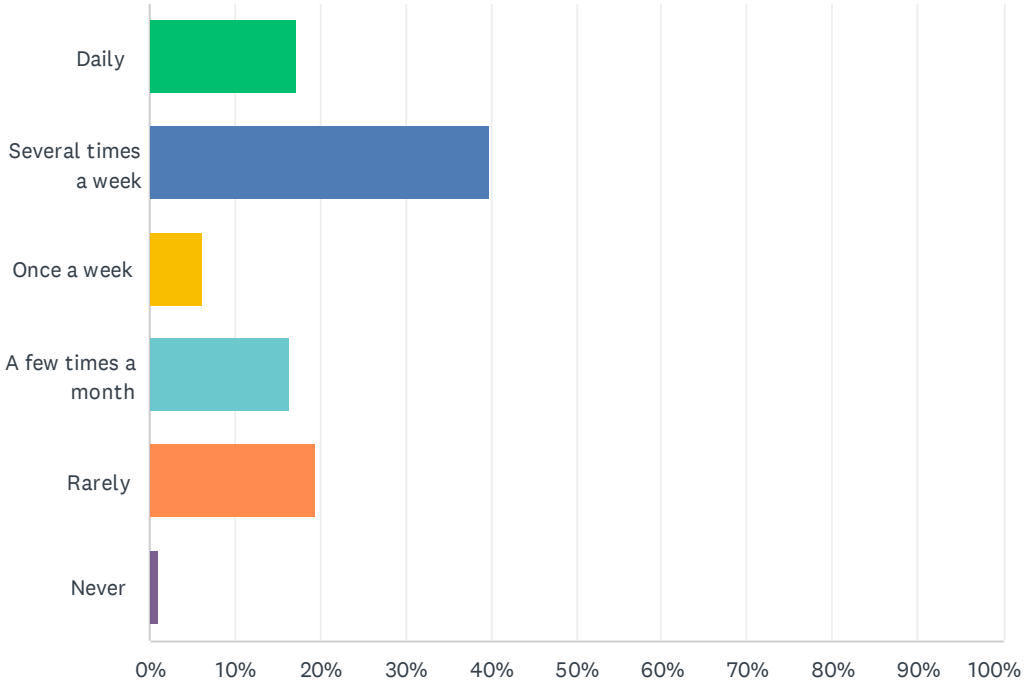

ANSWER CHOICES	RESPONSES	
Daily	17.35%	17
Several times a week	39.80%	39
Once a week	6.12%	6
A few times a month	16.33%	16
Rarely	19.39%	19
Never	1.02%	1
TOTAL		98

Q19 Do you have access to healthy foods (e.g., fresh fruits and vegetables)?

Answered: 98 Skipped: 9

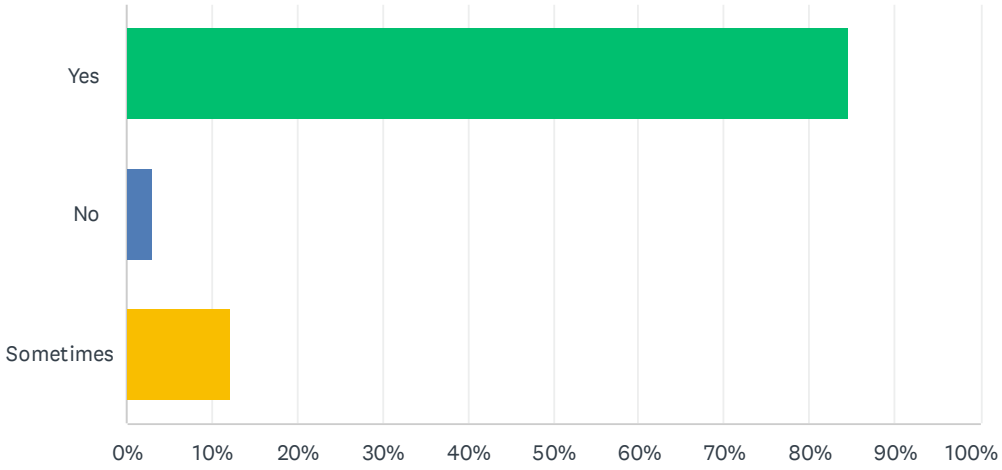

ANSWER CHOICES	RESPONSES	
Yes	84.69%	83
No	3.06%	3
Sometimes	12.24%	12
TOTAL		98

Q20 Do you feel socially connected to others in your community?

Answered: 98 Skipped: 9

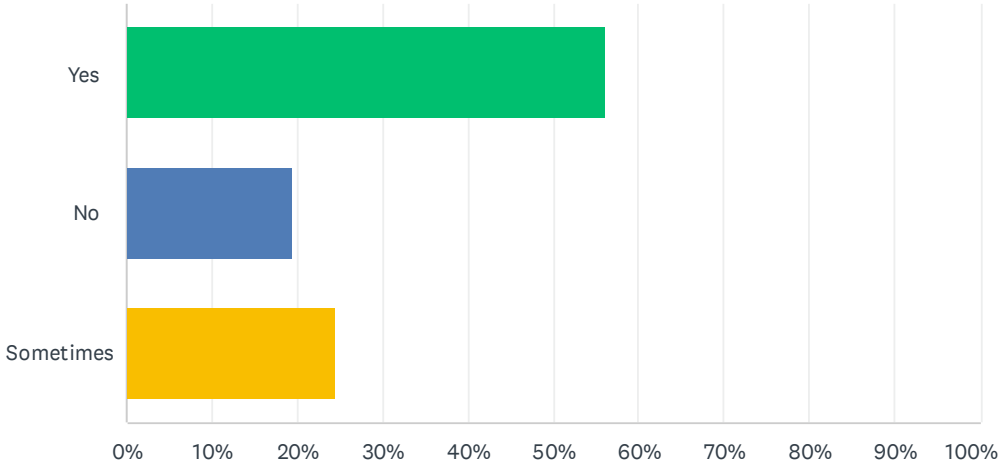

ANSWER CHOICES	RESPONSES	
Yes	56.12%	55
No	19.39%	19
Sometimes	24.49%	24
TOTAL		98

Q21 How often do you participate in community events or activities?

Answered: 98 Skipped: 9

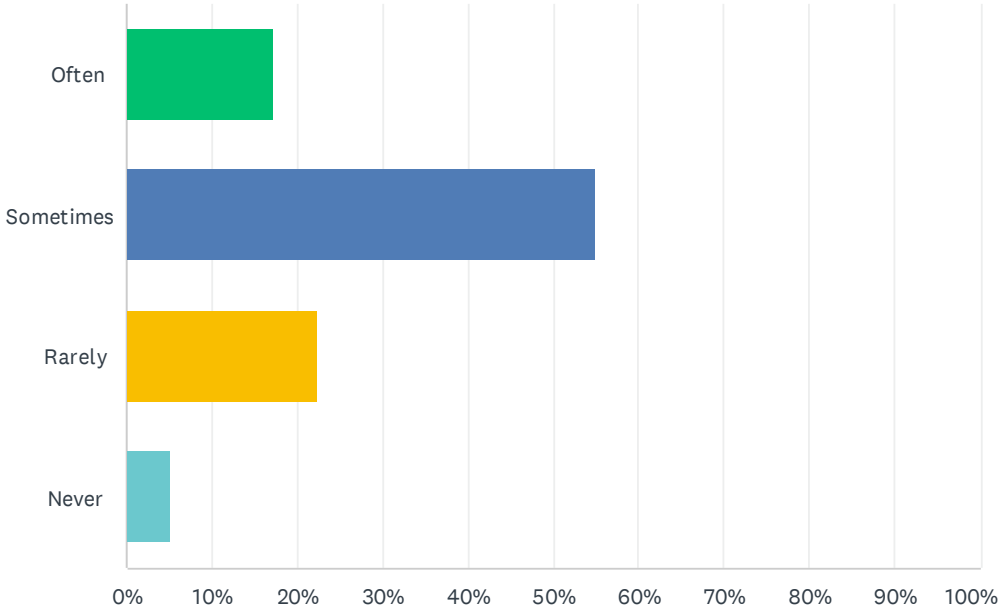

ANSWER CHOICES	RESPONSES	
Often	17.35%	17
Sometimes	55.10%	54
Rarely	22.45%	22
Never	5.10%	5
TOTAL		98

Q22 What are the biggest challenges to your well-being in this community? (Select all that apply)

Answered: 98 Skipped: 9

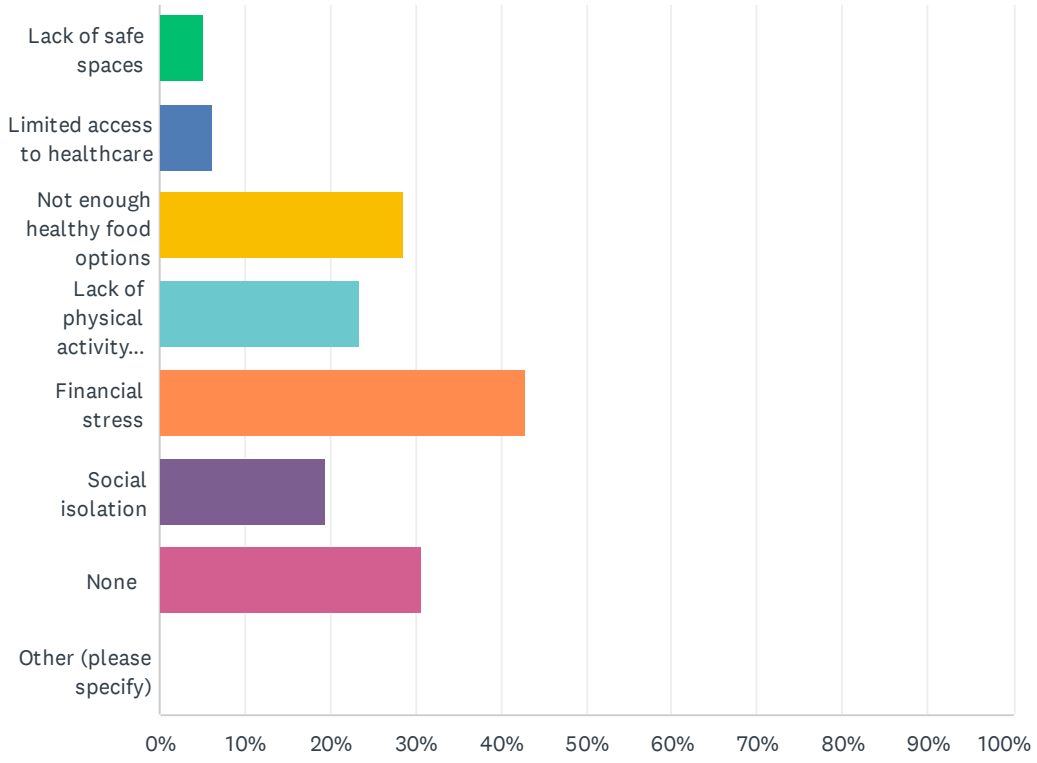

ANSWER CHOICES	RESPONSES	
Lack of safe spaces	5.10%	5
Limited access to healthcare	6.12%	6
Not enough healthy food options	28.57%	28
Lack of physical activity opportunities	23.47%	23
Financial stress	42.86%	42
Social isolation	19.39%	19
None	30.61%	30
Other (please specify)	0.00%	0
Total Respondents: 98		

Q23 Which of the following health and wellness programs would you be most interested in? (Select all that apply)

Answered: 97 Skipped: 10

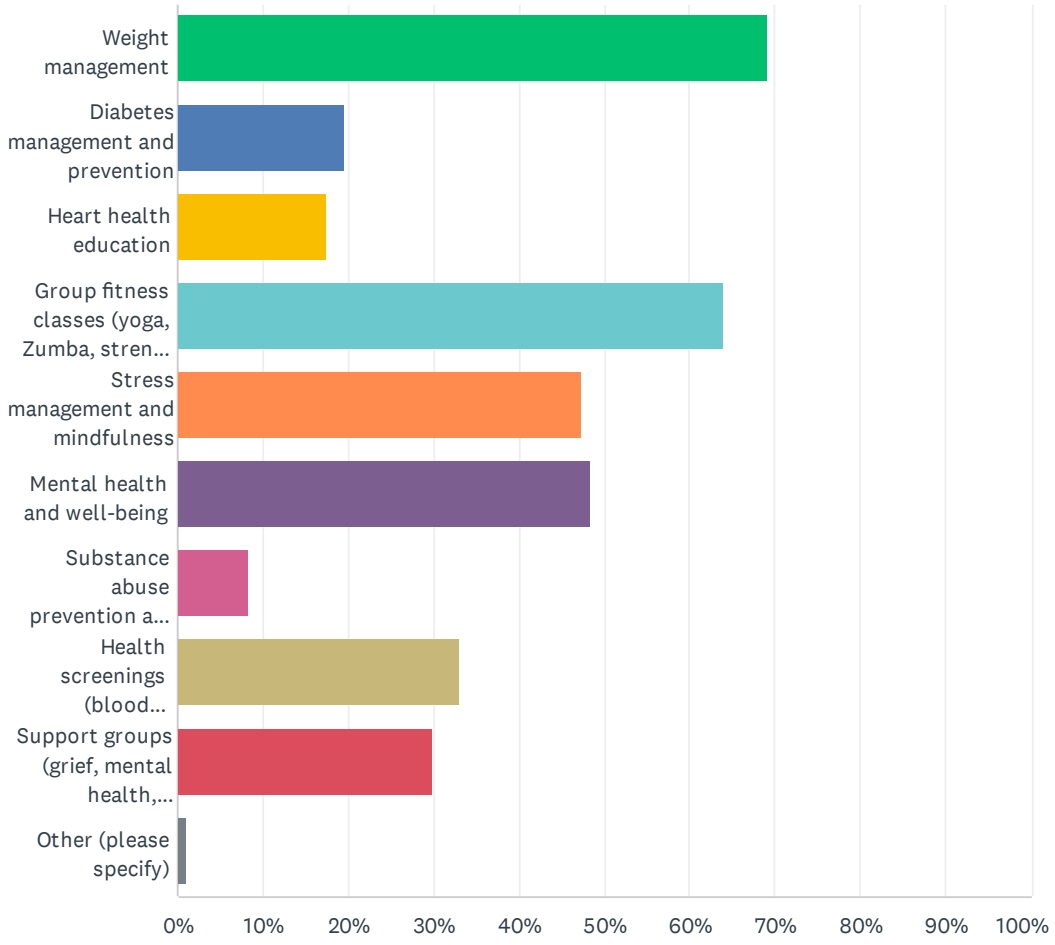

ANSWER CHOICES	RESPONSES	
Weight management	69.07%	67
Diabetes management and prevention	19.59%	19
Heart health education	17.53%	17
Group fitness classes (yoga, Zumba, strength training, etc.)	63.92%	62
Stress management and mindfulness	47.42%	46
Mental health and well-being	48.45%	47
Substance abuse prevention and recovery	8.25%	8
Health screenings (blood pressure, cholesterol, etc.)	32.99%	32
Support groups (grief, mental health, addiction, etc.)	29.90%	29
Other (please specify)	1.03%	1
Total Respondents: 97		

Q24 What are the biggest challenges you face in participating in health and wellness programs? (Select all that apply)

Answered: 96 Skipped: 11

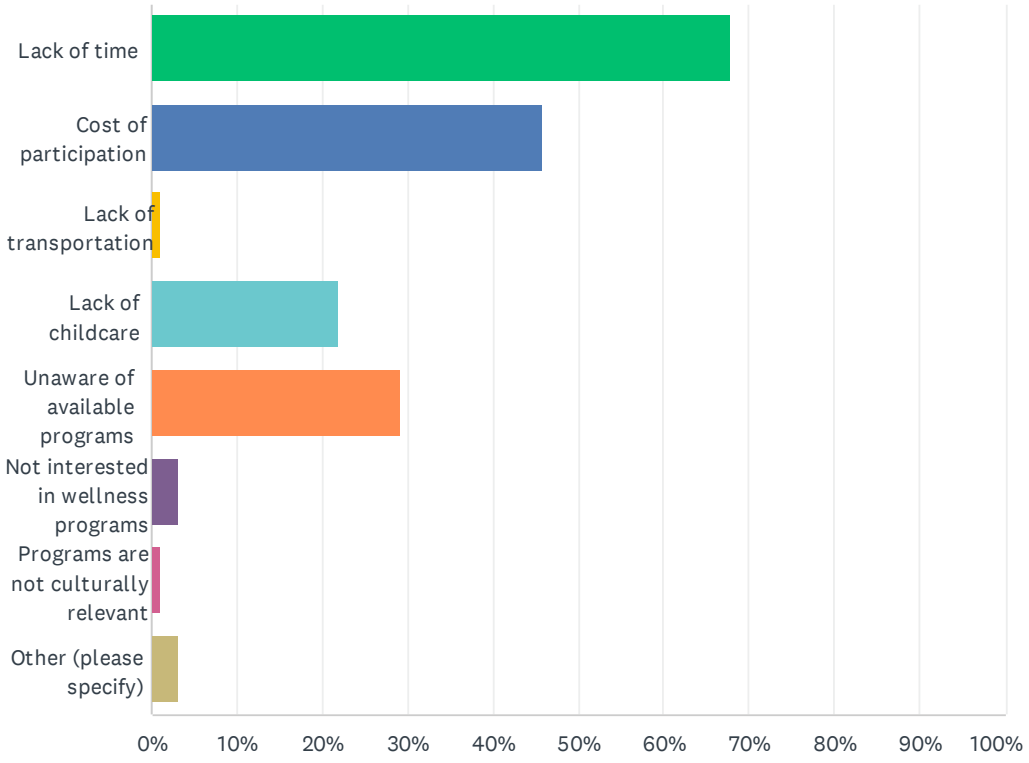

ANSWER CHOICES	RESPONSES	
Lack of time	67.71%	65
Cost of participation	45.83%	44
Lack of transportation	1.04%	1
Lack of childcare	21.88%	21
Unaware of available programs	29.17%	28
Not interested in wellness programs	3.13%	3
Programs are not culturally relevant	1.04%	1
Other (please specify)	3.13%	3
Total Respondents: 96		

Q25 CCMH is meeting the needs of the community when it follows its mission, namely: "To provide convenient access to safe, high-quality healthcare by skilled and trusted professionals while exceeding customer expectations."

Answered: 91 Skipped: 16

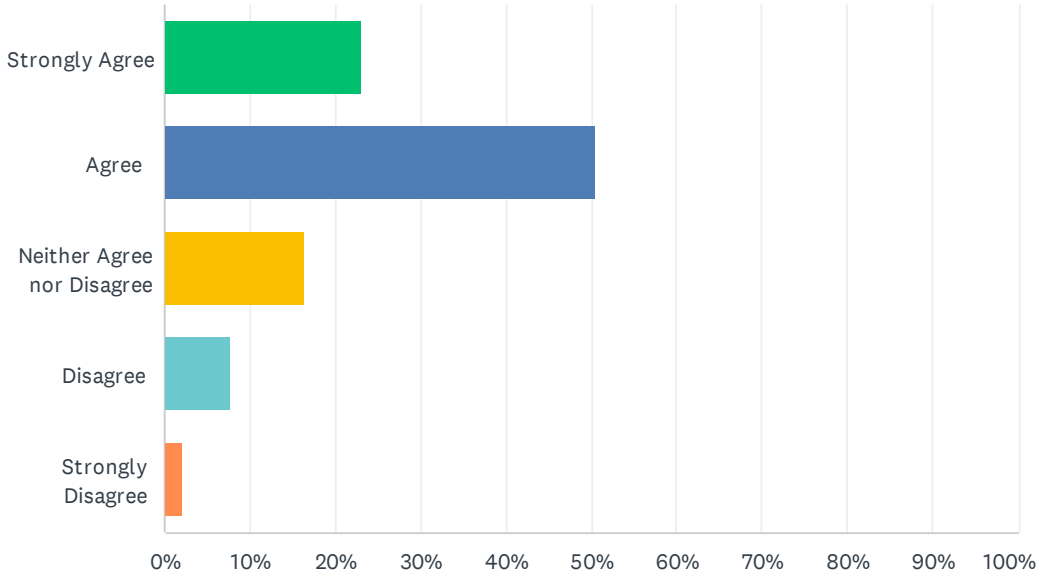

ANSWER CHOICES	RESPONSES	
Strongly Agree	23.08%	21
Agree	50.55%	46
Neither Agree nor Disagree	16.48%	15
Disagree	7.69%	7
Strongly Disagree	2.20%	2
TOTAL		91

Q26 If you don't agree with the previous statement, what changes would you suggest to better reflect what the hospital should focus on? (Select all that apply)

Answered: 71 Skipped: 36

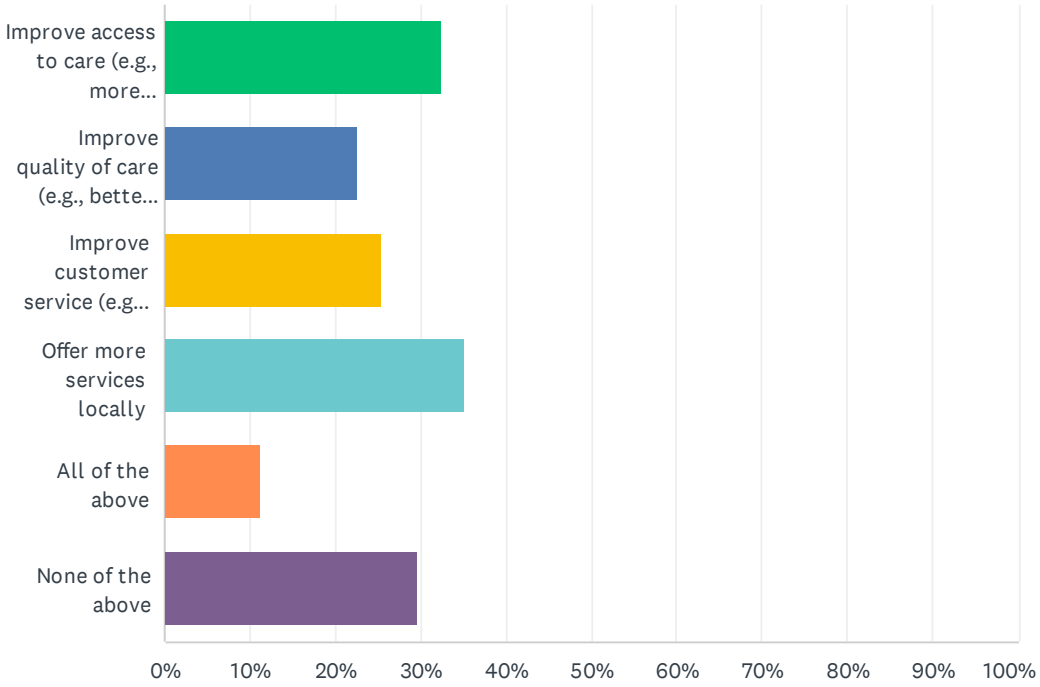

ANSWER CHOICES	RESPONSES	
Improve access to care (e.g., more appointment availability, shorter wait times)	32.39%	23
Improve quality of care (e.g., better technology, more experienced providers)	22.54%	16
Improve customer service (e.g., friendlier staff, better communication)	25.35%	18
Offer more services locally	35.21%	25
All of the above	11.27%	8
None of the above	29.58%	21
Total Respondents: 71		

Q27 In your opinion, what do you think CCMH does well? (Select all that apply)

Answered: 90 Skipped: 17

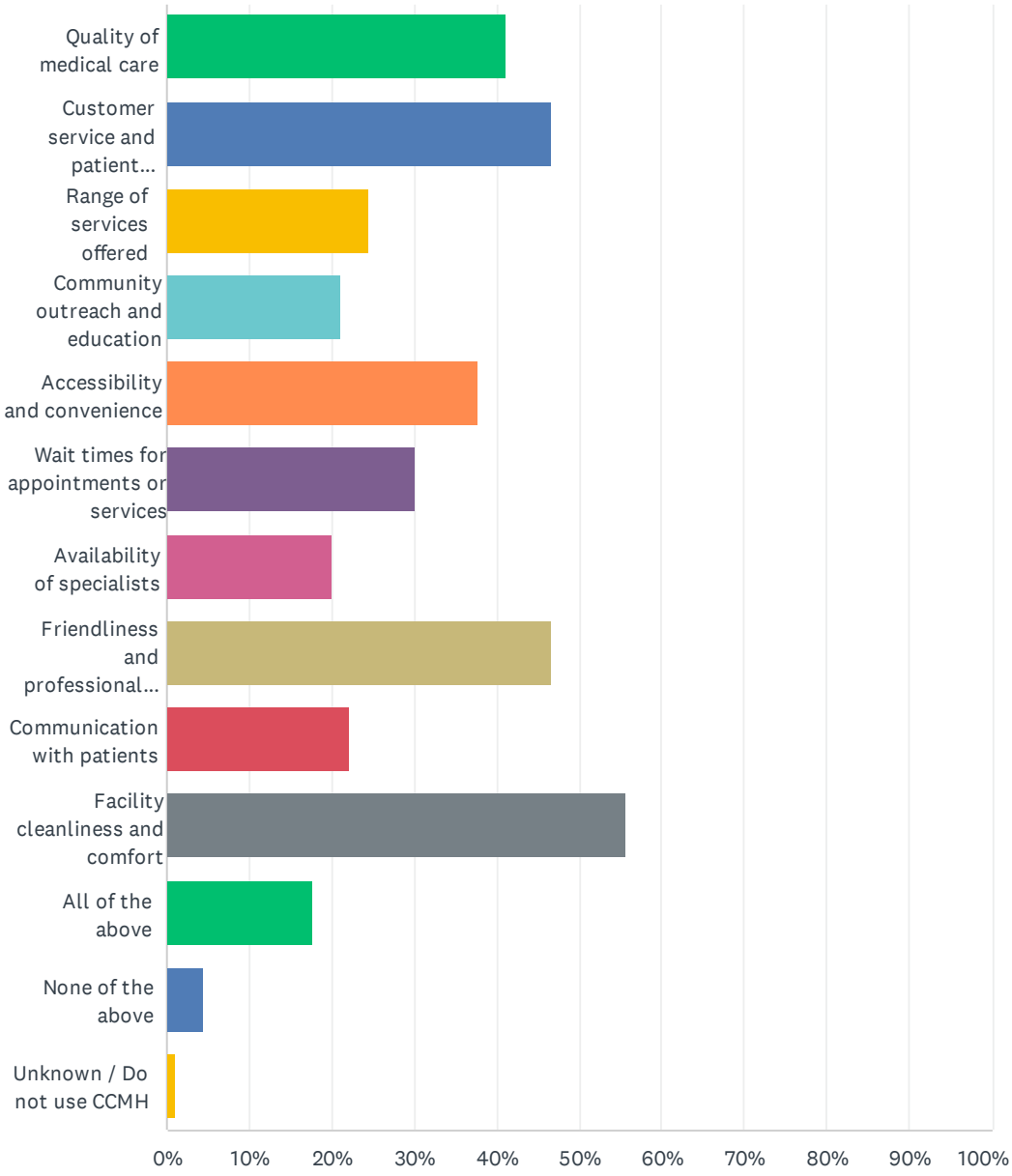

ANSWER CHOICES	RESPONSES	
Quality of medical care	41.11%	37
Customer service and patient experience	46.67%	42
Range of services offered	24.44%	22
Community outreach and education	21.11%	19
Accessibility and convenience	37.78%	34
Wait times for appointments or services	30.00%	27
Availability of specialists	20.00%	18
Friendliness and professionalism of staff	46.67%	42
Communication with patients	22.22%	20
Facility cleanliness and comfort	55.56%	50
All of the above	17.78%	16
None of the above	4.44%	4
Unknown / Do not use CCMH	1.11%	1
Total Respondents: 90		

Q28 How do you think CCMH can improve it customer service? (Select all that apply)

Answered: 89 Skipped: 18

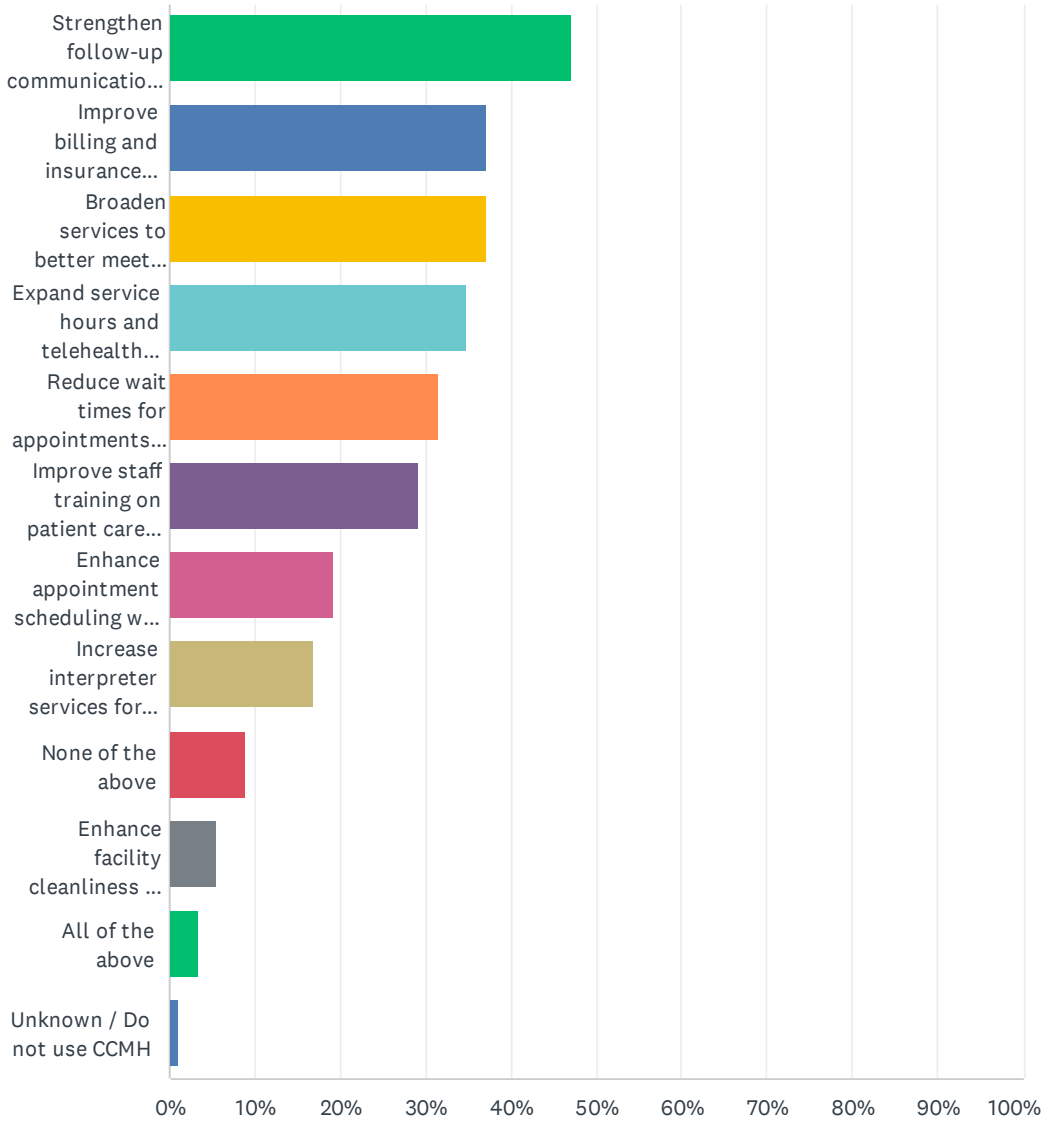

ANSWER CHOICES	RESPONSES	
Strengthen follow-up communication after visits	47.19%	42
Improve billing and insurance assistance with clearer explanations	37.08%	33
Broaden services to better meet community needs	37.08%	33
Expand service hours and telehealth options for greater accessibility	34.83%	31
Reduce wait times for appointments and in-clinic visits	31.46%	28
Improve staff training on patient care, communication, and professionalism	29.21%	26
Enhance appointment scheduling with more convenient options	19.10%	17
Increase interpreter services for non-English-speaking patients	16.85%	15
None of the above	8.99%	8
Enhance facility cleanliness and comfort	5.62%	5
All of the above	3.37%	3
Unknown / Do not use CCMH	1.12%	1
Total Respondents: 89		

Q29 (***Optional) Please leave your email address to be entered in a drawing for a $50 gift card.

Answered: 29 Skipped: 78

Q1 ¿Cuál es tu edad?

Answered: 5 Skipped: 0

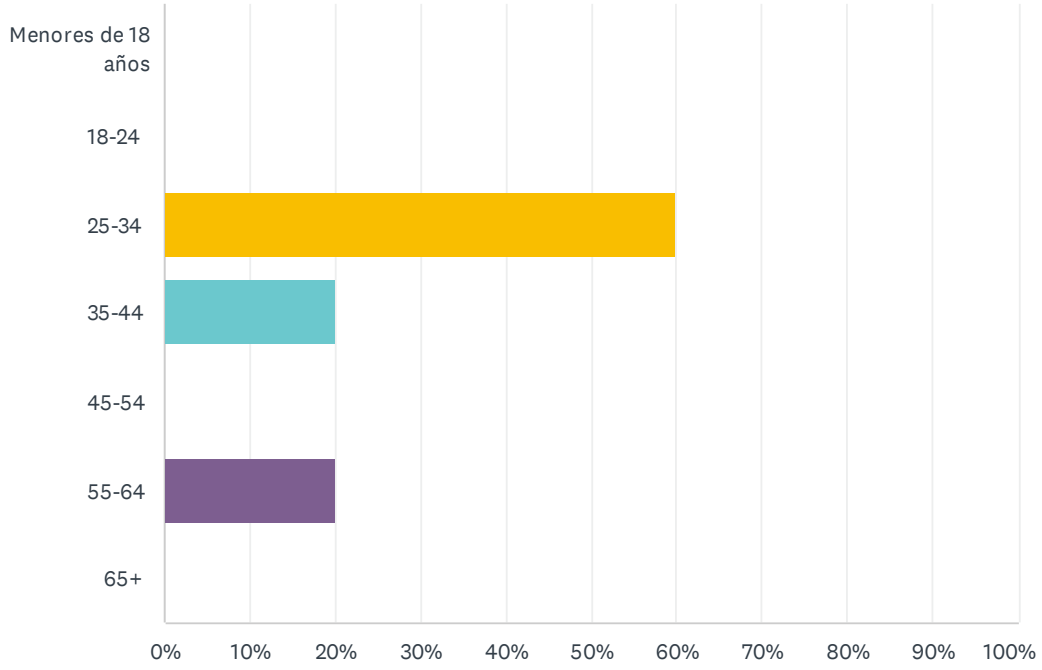

ANSWER CHOICES	RESPONSES	
Menores de 18 años	0.00%	0
18-24	0.00%	0
25-34	60.00%	3
35-44	20.00%	1
45-54	0.00%	0
55-64	20.00%	1
65+	0.00%	0
TOTAL		5

Q2 ¿Cual es tu género?

Answered: 5 Skipped: 0

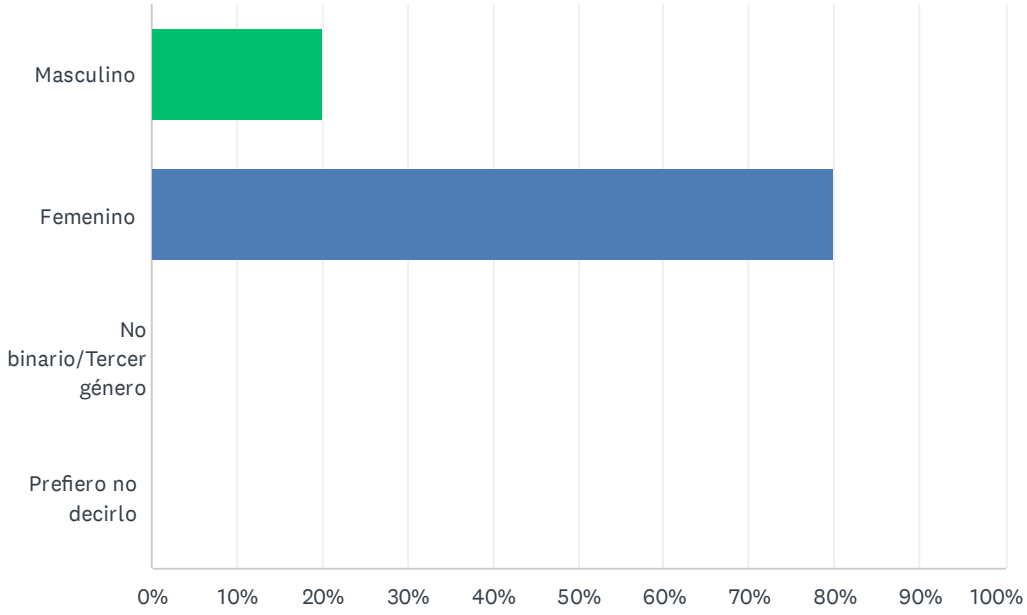

ANSWER CHOICES	RESPONSES	
Masculino	20.00%	1
Femenino	80.00%	4
No binario/Tercer género	0.00%	0
Prefiero no decirlo	0.00%	0
TOTAL		5

Q3 ¿Cuál es su origen étnico? (Seleccione todas las opciones que correspondan)

Answered: 5 Skipped: 0

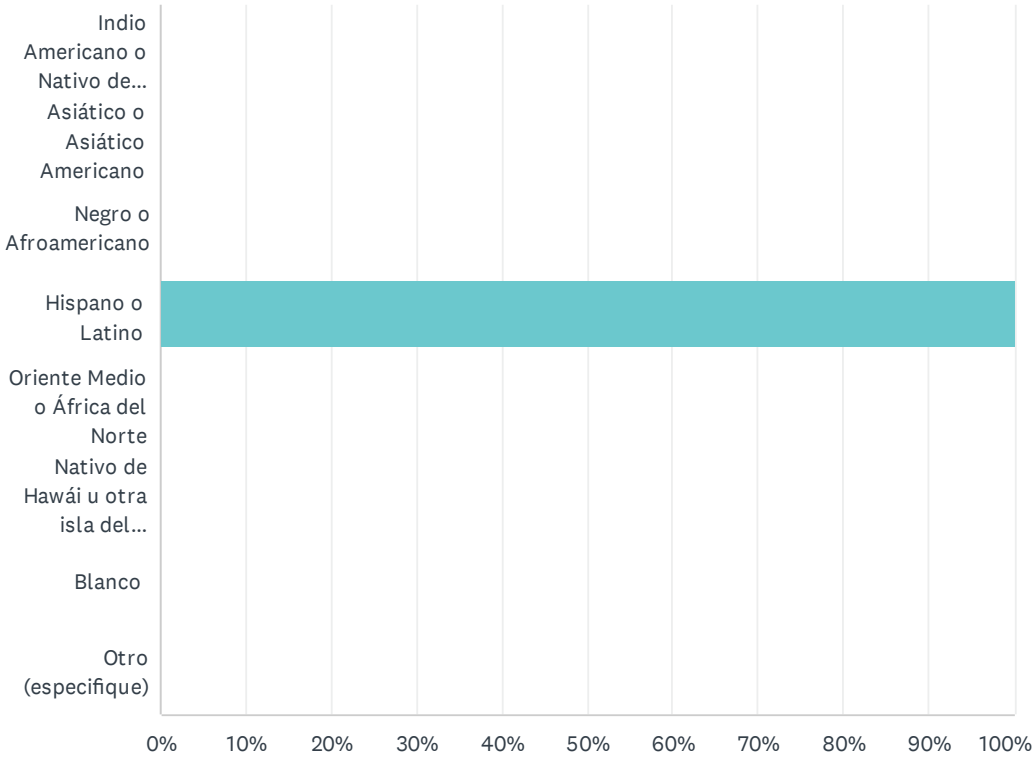

ANSWER CHOICES	RESPONSES	
Indio Americano o Nativo de Alaska	0.00%	0
Asiático o Asiático Americano	0.00%	0
Negro o Afroamericano	0.00%	0
Hispano o Latino	100.00%	5
Oriente Medio o África del Norte	0.00%	0
Nativo de Hawái u otra isla del Pacífico	0.00%	0
Blanco	0.00%	0
Otro (especifique)	0.00%	0
Total Respondents: 5		

Q4 ¿Qué idioma habla en casa?

Answered: 5 Skipped: 0

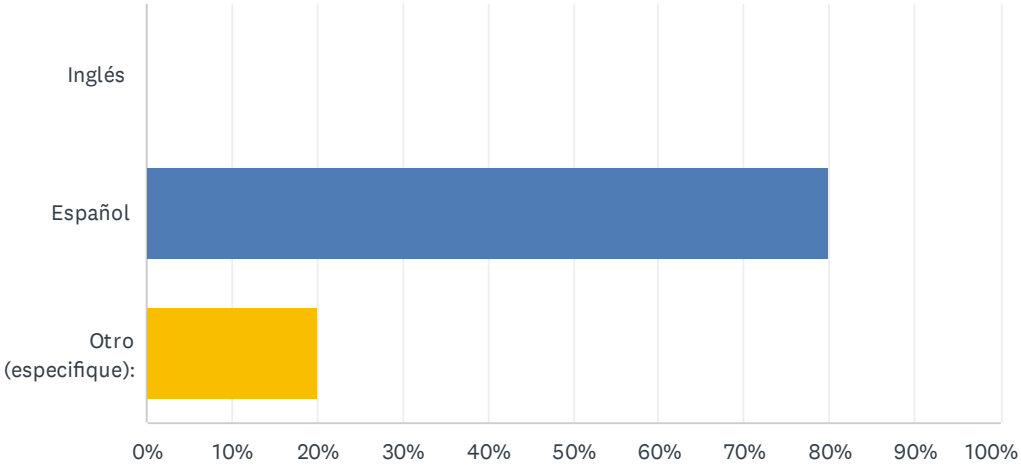

ANSWER CHOICES	RESPONSES	
Inglés	0.00%	0
Español	80.00%	4
Otro (especifique):	20.00%	1
TOTAL		5

Q5 ¿Cuál es su situación laboral actual?

Answered: 5 Skipped: 0

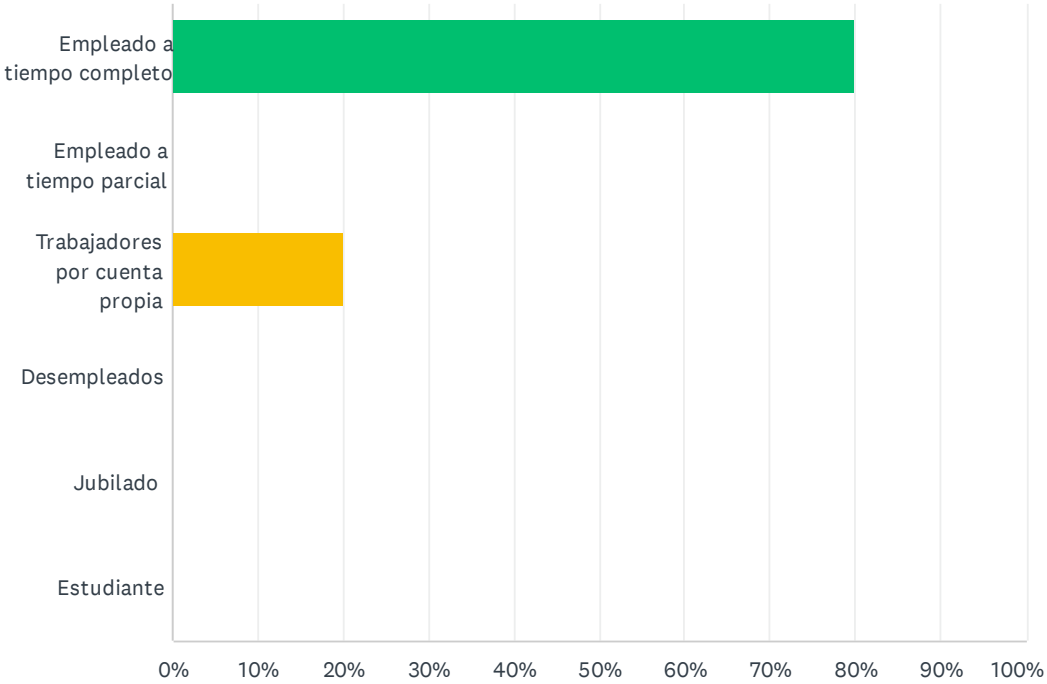

ANSWER CHOICES	RESPONSES	
Empleado a tiempo completo	80.00%	4
Empleado a tiempo parcial	0.00%	0
Trabajadores por cuenta propia	20.00%	1
Desempleados	0.00%	0
Jubilado	0.00%	0
Estudiante	0.00%	0
TOTAL		5

Q6 ¿Tiene usted actualmente seguro médico?

Answered: 5 Skipped: 0

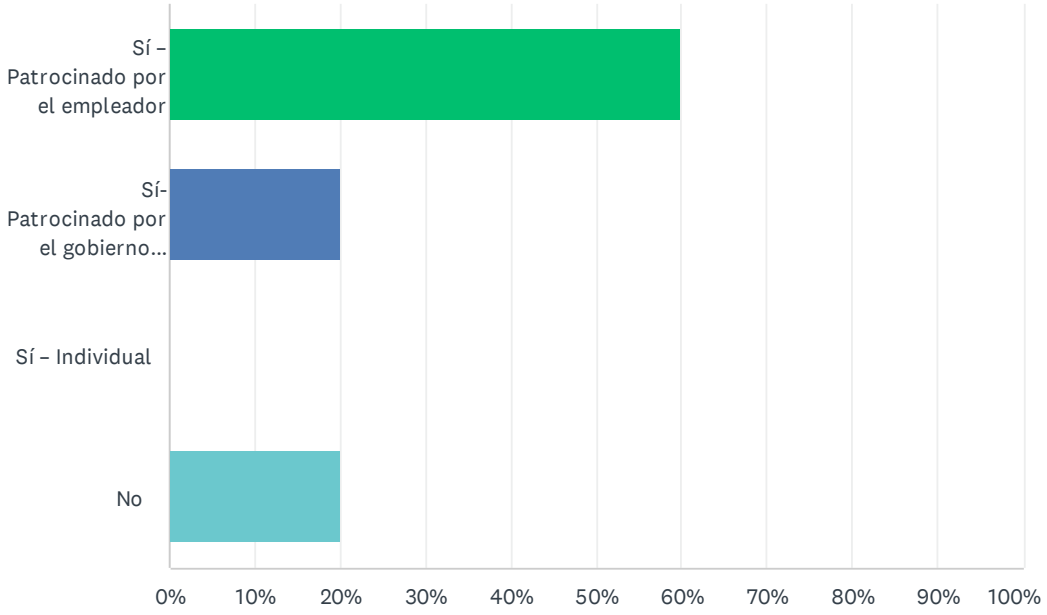

ANSWER CHOICES	RESPONSES	
Sí – Patrocinado por el empleador	60.00%	3
Sí- Patrocinado por el gobierno (Medicare, Medicaid, militar, etc.)	20.00%	1
Sí – Individual	0.00%	0
No	20.00%	1
TOTAL		5

Q7 ¿Con qué frecuencia visita a un proveedor de atención médica?

Answered: 5 Skipped: 0

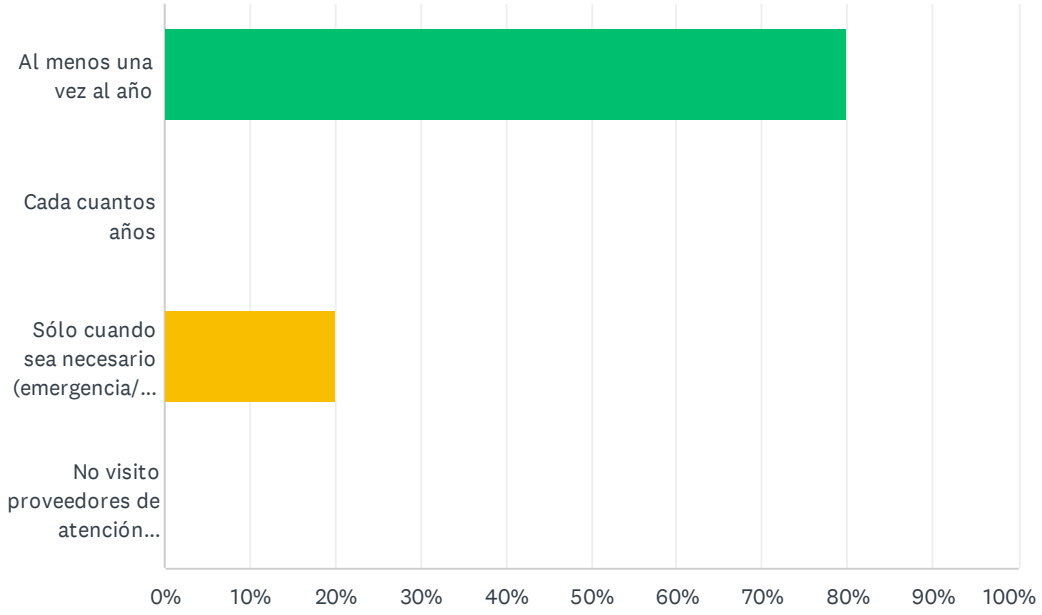

ANSWER CHOICES	RESPONSES	
Al menos una vez al año	80.00%	4
Cada cuantos años	0.00%	0
Sólo cuando sea necesario (emergencia/atención urgente)	20.00%	1
No visito proveedores de atención médica.	0.00%	0
TOTAL		5

Q8 ¿A dónde acude habitualmente para recibir servicios de atención medica? (Seleccione todas las opciones que correspondan)

Answered: 5 Skipped: 0

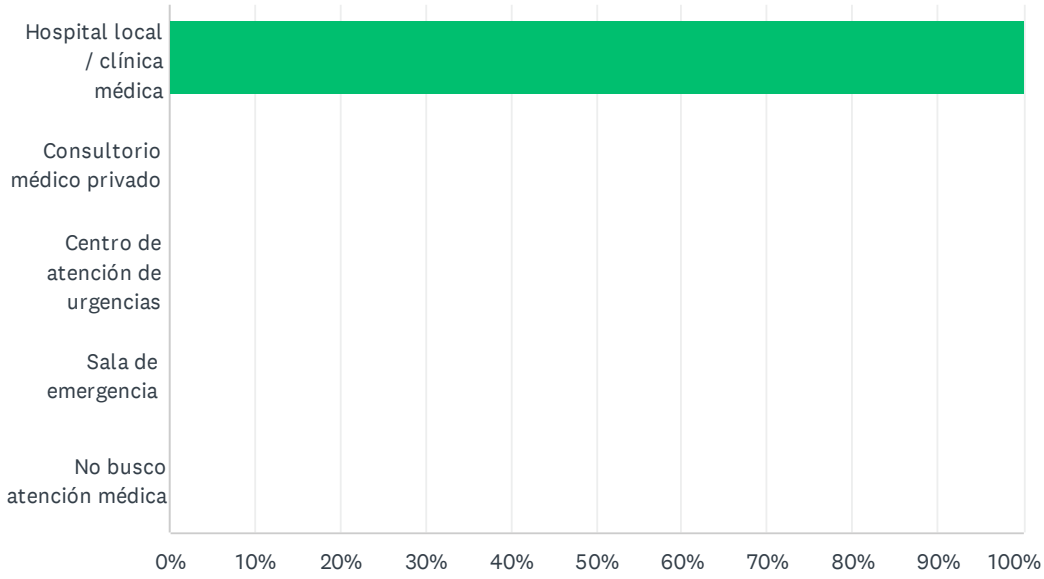

ANSWER CHOICES	RESPONSES	
Hospital local / clínica médica	100.00%	5
Consultorio médico privado	0.00%	0
Centro de atención de urgencias	0.00%	0
Sala de emergencia	0.00%	0
No busco atención médica	0.00%	0
Total Respondents: 5		

Q9 ¿Qué barreras enfrenta usted cuando intenta acceder a la atención médica? (Seleccione todas las opciones que correspondan)

Answered: 5 Skipped: 0

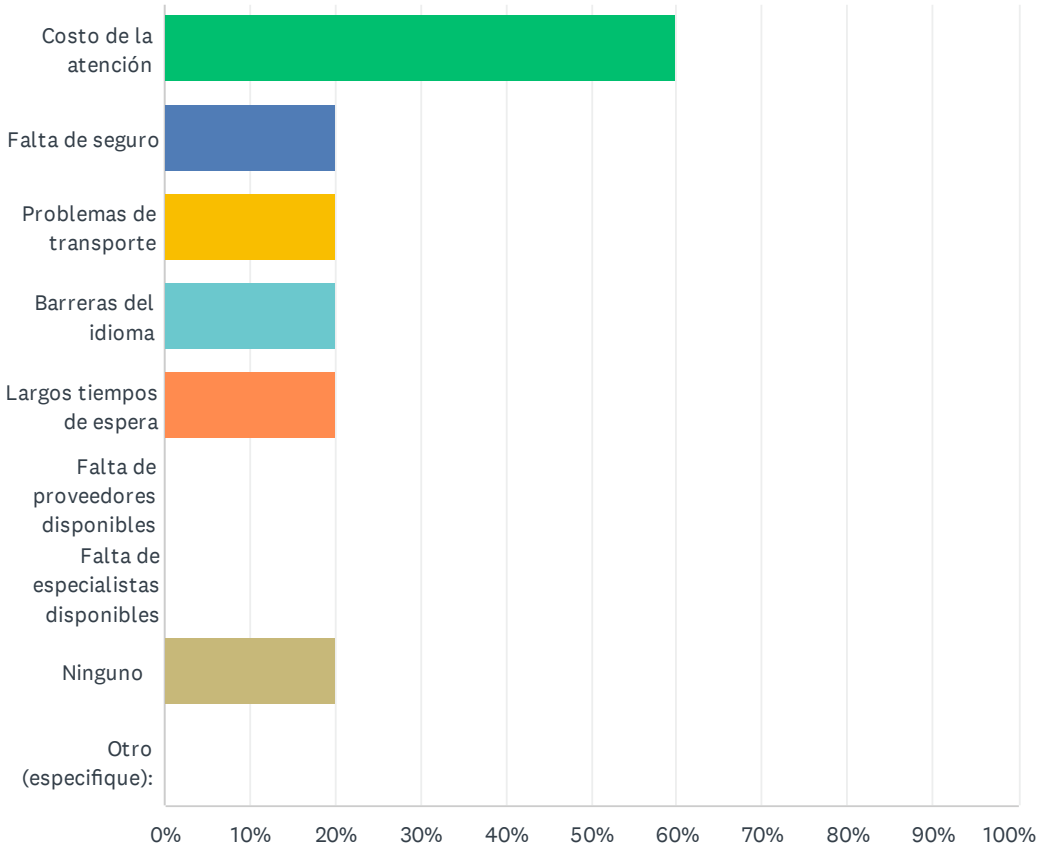

ANSWER CHOICES	RESPONSES	
Costo de la atención	60.00%	3
Falta de seguro	20.00%	1
Problemas de transporte	20.00%	1
Barreras del idioma	20.00%	1
Largos tiempos de espera	20.00%	1
Falta de proveedores disponibles	0.00%	0
Falta de especialistas disponibles	0.00%	0
Ninguno	20.00%	1
Otro (especifique):	0.00%	0
Total Respondents: 5		

Q10 ¿Cuáles son los problemas de salud más importantes en su comunidad? (Seleccione hasta 3)

Answered: 5 Skipped: 0

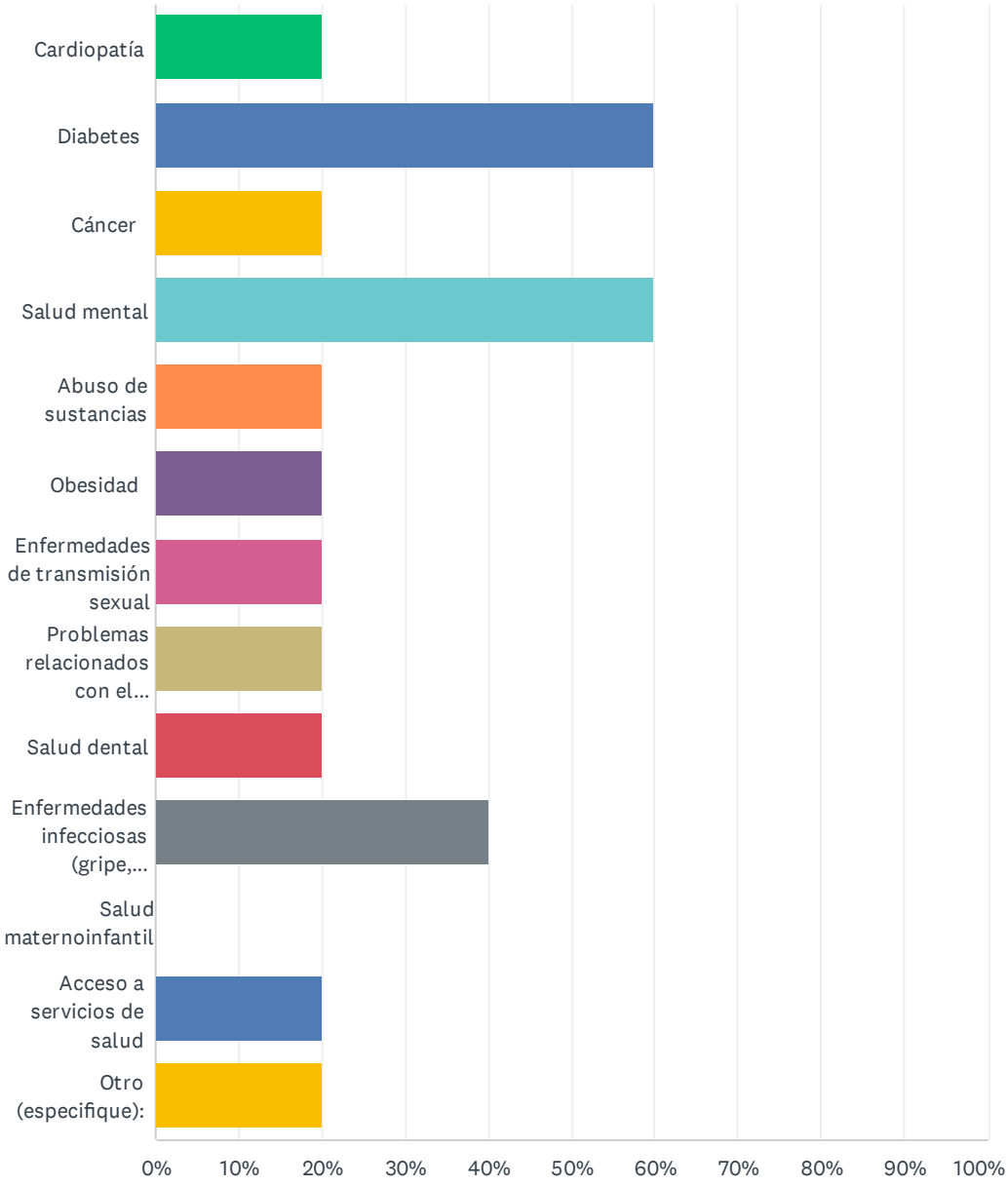

ANSWER CHOICES	RESPONSES	
Cardiopatía	20.00%	1
Diabetes	60.00%	3
Cáncer	20.00%	1
Salud mental	60.00%	3
Abuso de sustancias	20.00%	1
Obesidad	20.00%	1
Enfermedades de transmisión sexual	20.00%	1
Problemas relacionados con el envejecimiento, como Demencia/Enfermedad de Alzheimer, pérdida de audición, pérdida de memoria, etc.	20.00%	1
Salud dental	20.00%	1
Enfermedades infecciosas (gripe, resfriado común, COVID, VSR, intoxicación alimentaria, etc.)	40.00%	2
Salud maternoinfantil	0.00%	0
Acceso a servicios de salud	20.00%	1
Otro (especifique):	20.00%	1
Total Respondents: 5		

Q11 ¿Considera que los servicios de salud mental son accesibles en su comunidad?

Answered: 5 Skipped: 0

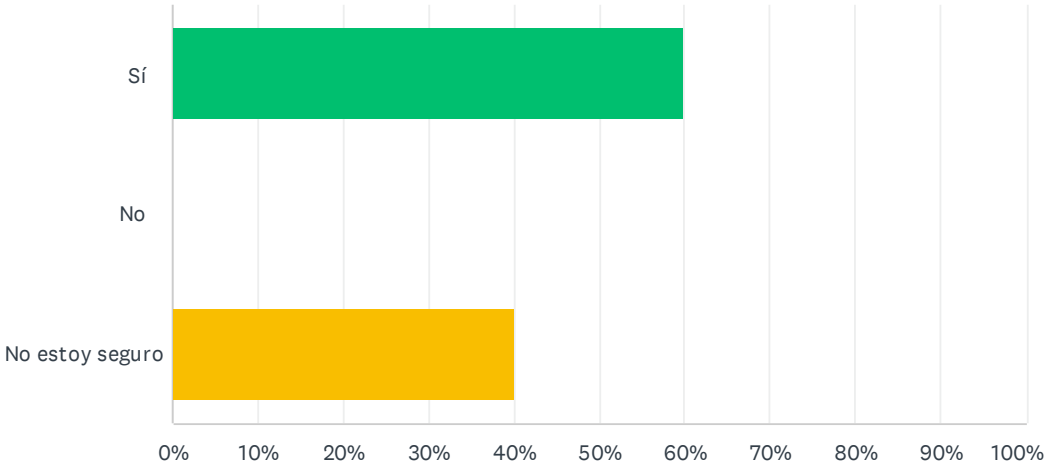

ANSWER CHOICES	RESPONSES	
Sí	60.00%	3
No	0.00%	0
No estoy seguro	40.00%	2
TOTAL		5

Q12 ¿Cuál es su objetivo de salud más importante en este momento?

Answered: 5 Skipped: 0

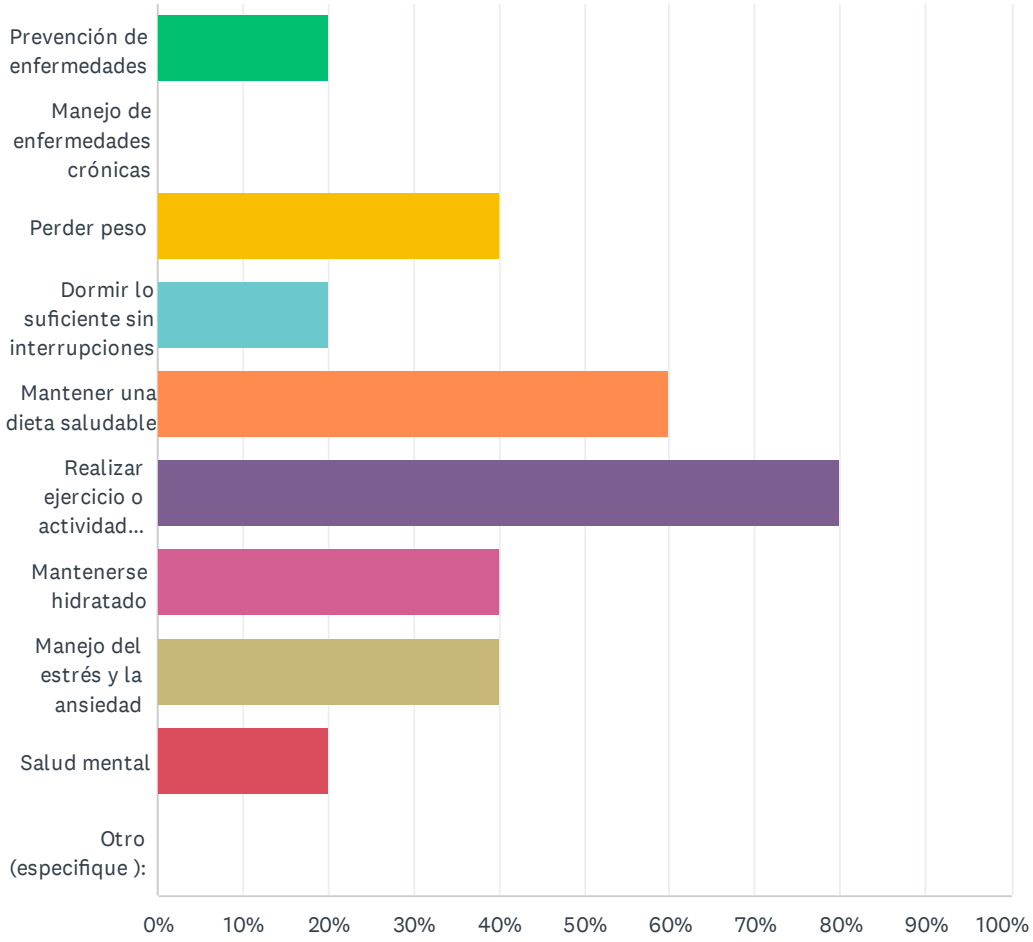

ANSWER CHOICES	RESPONSES	
Prevención de enfermedades	20.00%	1
Manejo de enfermedades crónicas	0.00%	0
Perder peso	40.00%	2
Dormir lo suficiente sin interrupciones	20.00%	1
Mantener una dieta saludable	60.00%	3
Realizar ejercicio o actividad física de forma regular	80.00%	4
Mantenerse hidratado	40.00%	2
Manejo del estrés y la ansiedad	40.00%	2
Salud mental	20.00%	1
Otro (especifique):	0.00%	0
Total Respondents: 5		

Q13 ¿Qué servicios de salud cree usted que son los más necesarios en su comunidad? (Seleccione todas las opciones que correspondan)

Answered: 5 Skipped: 0

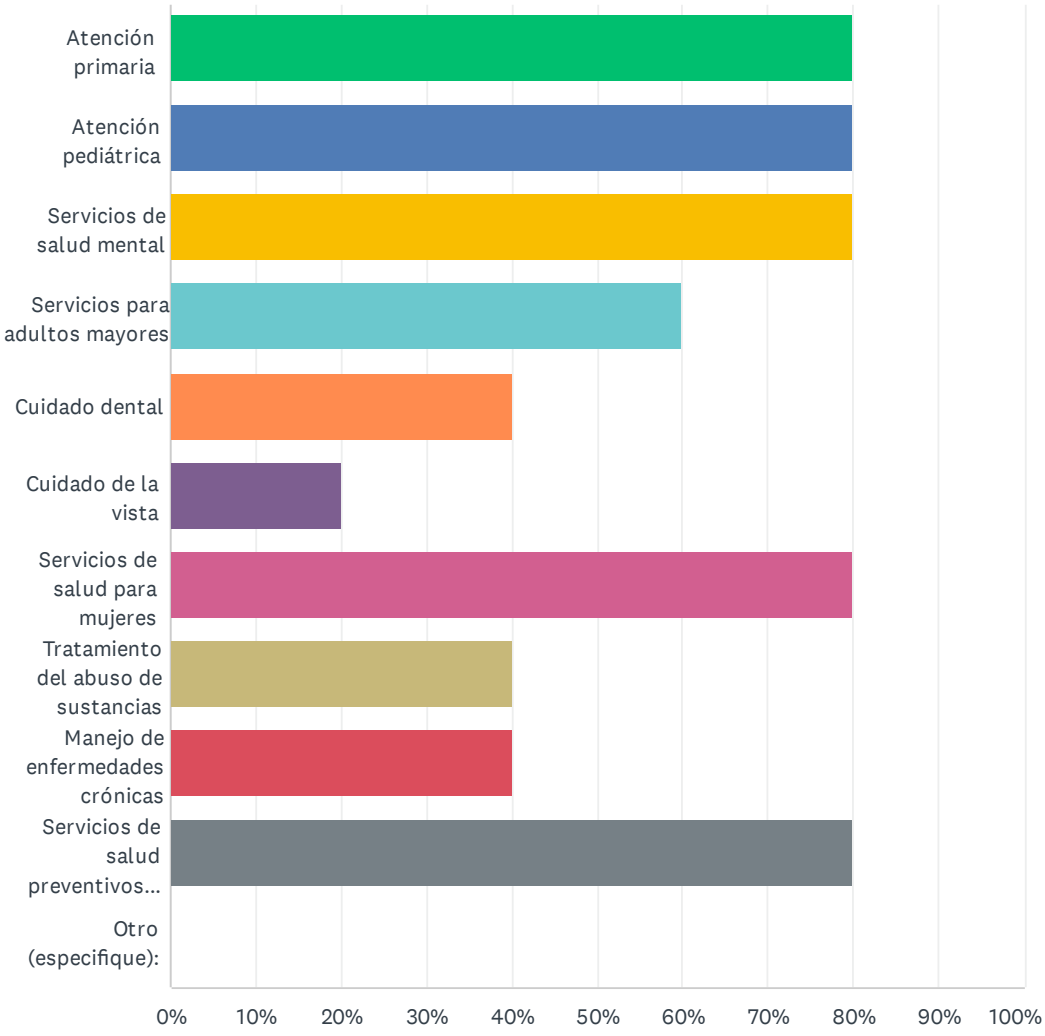

ANSWER CHOICES	RESPONSES	
Atención primaria	80.00%	4
Atención pediátrica	80.00%	4
Servicios de salud mental	80.00%	4
Servicios para adultos mayores	60.00%	3
Cuidado dental	40.00%	2
Cuidado de la vista	20.00%	1
Servicios de salud para mujeres	80.00%	4
Tratamiento del abuso de sustancias	40.00%	2
Manejo de enfermedades crónicas	40.00%	2
Servicios de salud preventivos (exámenes, vacunas)	80.00%	4
Otro (especifique):	0.00%	0
Total Respondents: 5		

Q14 ¿Fumas cigarrillos?

Answered: 5 Skipped: 0

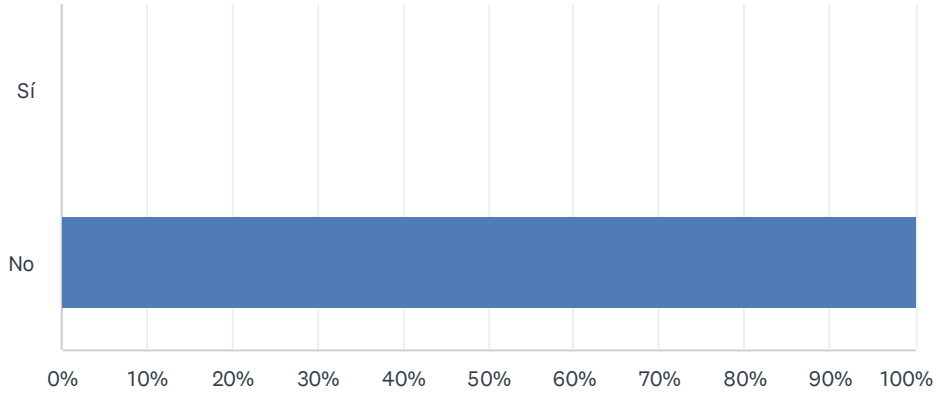

ANSWER CHOICES	RESPONSES	
Sí	0.00%	0
No	100.00%	5
TOTAL		5

Q15 ¿Con qué frecuencia bebes alcohol?

Answered: 5 Skipped: 0

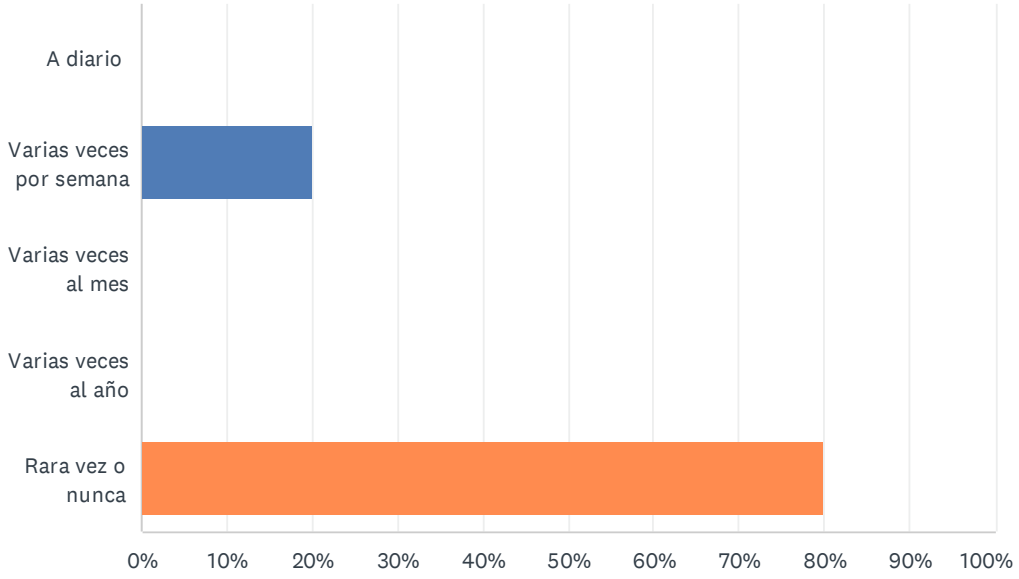

ANSWER CHOICES	RESPONSES	
A diario	0.00%	0
Varias veces por semana	20.00%	1
Varias veces al mes	0.00%	0
Varias veces al año	0.00%	0
Rara vez o nunca	80.00%	4
TOTAL		5

Q16 ¿Te sientes seguro en tu comunidad?

Answered: 5 Skipped: 0

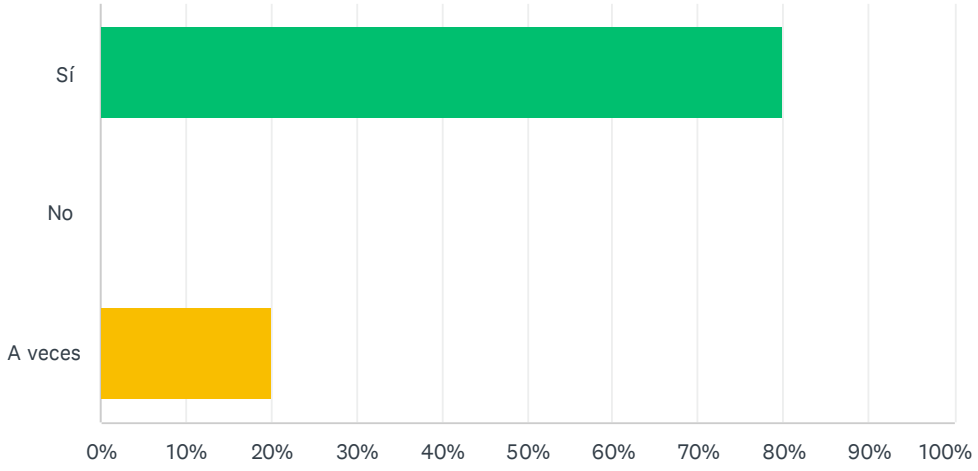

ANSWER CHOICES	RESPONSES	
Sí	80.00%	4
No	0.00%	0
A veces	20.00%	1
TOTAL		5

Q17 ¿Existen lugares en tu comunidad donde puedas realizar actividad física?

Answered: 5 Skipped: 0

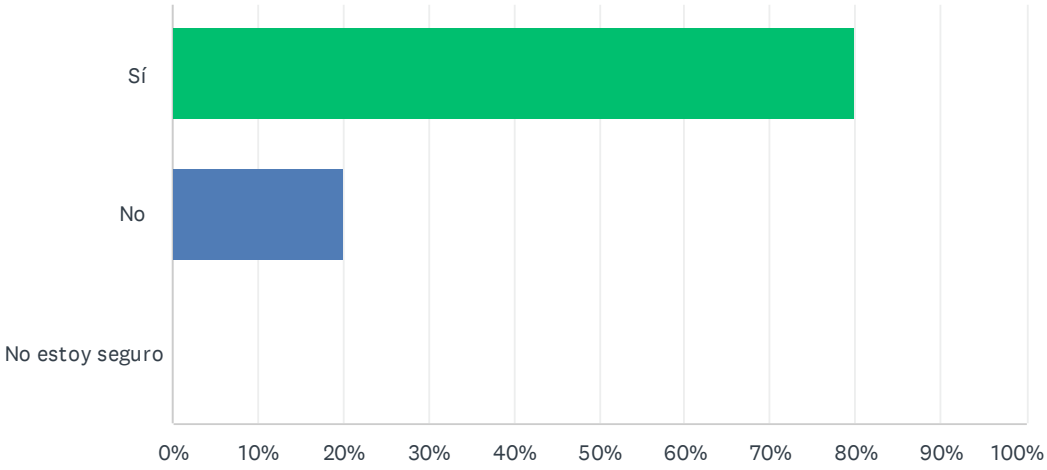

ANSWER CHOICES	RESPONSES	
Sí	80.00%	4
No	20.00%	1
No estoy seguro	0.00%	0
TOTAL		5

Q18 ¿Con qué frecuencia realiza usted actividad física?

Answered: 5 Skipped: 0

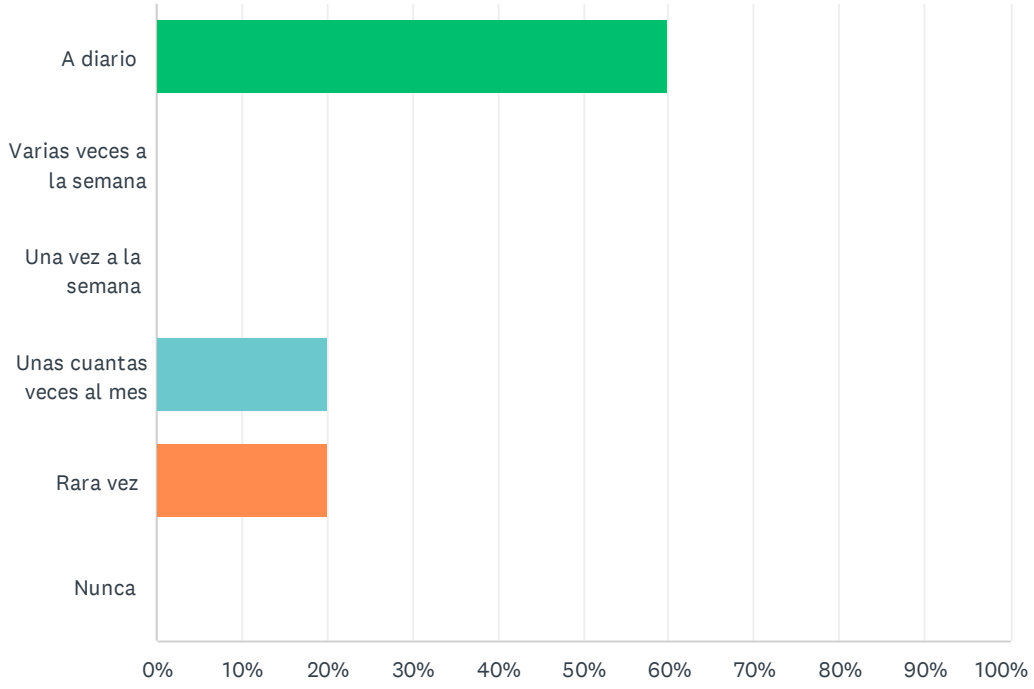

ANSWER CHOICES	RESPONSES	
A diario	60.00%	3
Varias veces a la semana	0.00%	0
Una vez a la semana	0.00%	0
Unas cuantas veces al mes	20.00%	1
Rara vez	20.00%	1
Nunca	0.00%	0
TOTAL		5

Q19 ¿Tiene acceso a alimentos saludables (por ejemplo, frutas y verduras frescas)?

Answered: 5 Skipped: 0

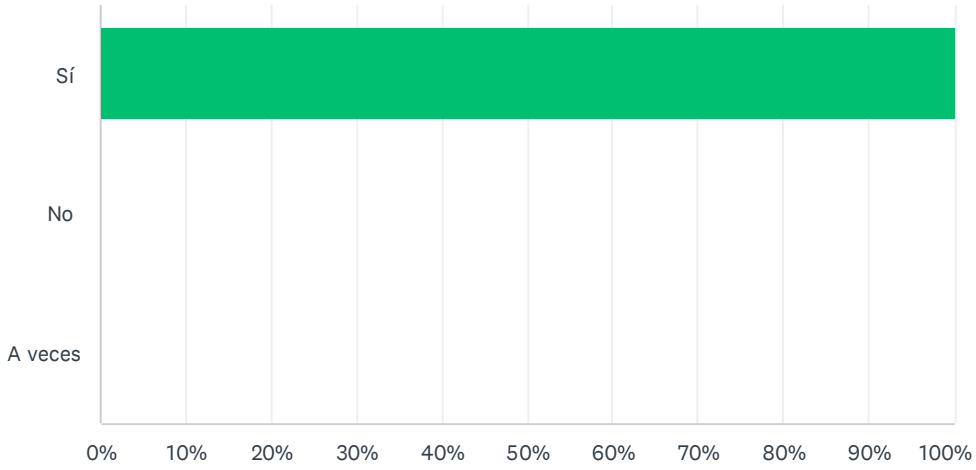

ANSWER CHOICES	RESPONSES	
Sí	100.00%	5
No	0.00%	0
A veces	0.00%	0
TOTAL		5

Q20 ¿Te sientes conectado socialmente con otros en tu comunidad?

Answered: 5 Skipped: 0

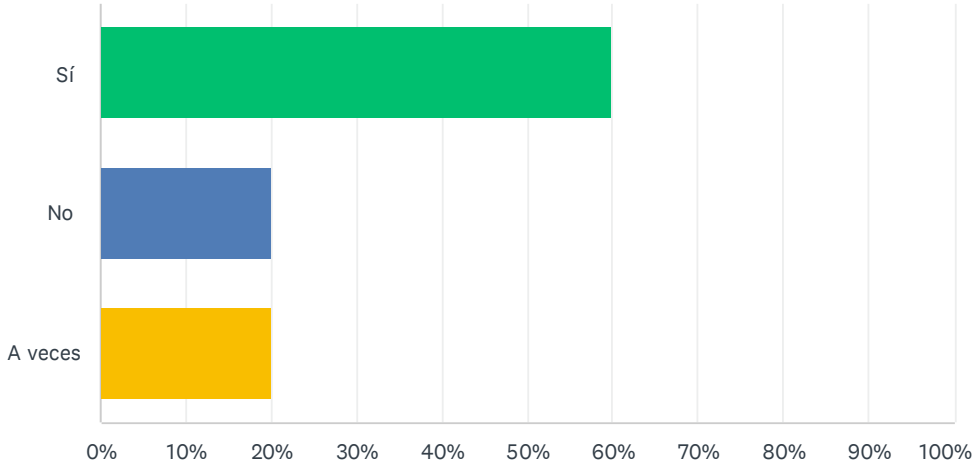

ANSWER CHOICES	RESPONSES	
Sí	60.00%	3
No	20.00%	1
A veces	20.00%	1
TOTAL		5

Q21 ¿Con qué frecuencia participas en eventos o actividades comunitarias?

Answered: 5 Skipped: 0

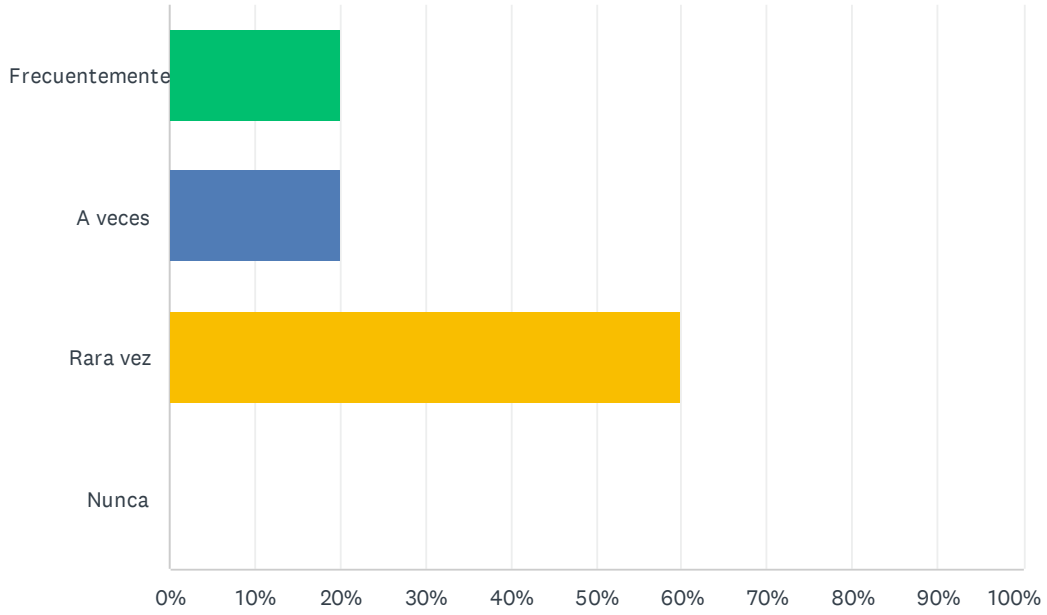

ANSWER CHOICES	RESPONSES	
Frecuentemente	20.00%	1
A veces	20.00%	1
Rara vez	60.00%	3
Nunca	0.00%	0
TOTAL		5

Q22 ¿Cuáles son los mayores desafíos para su bienestar en esta comunidad? (Marque todas las opciones que correspondan)

Answered: 5 Skipped: 0

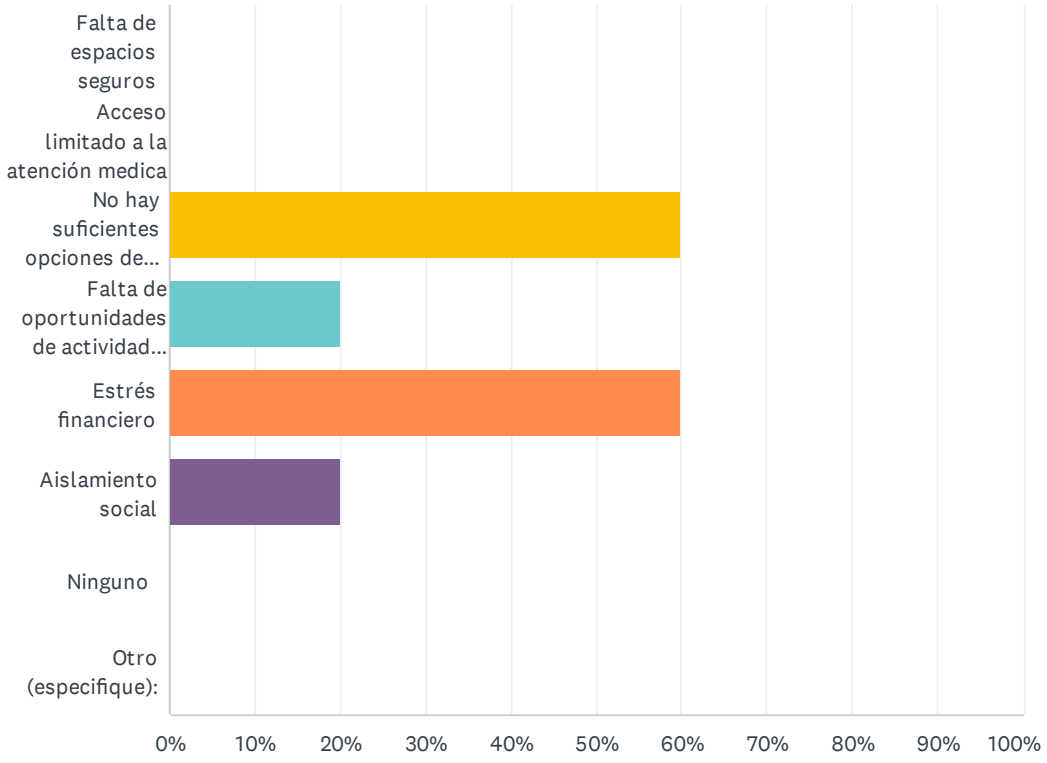

ANSWER CHOICES	RESPONSES	
Falta de espacios seguros	0.00%	0
Acceso limitado a la atención medica	0.00%	0
No hay suficientes opciones de alimentos saludables	60.00%	3
Falta de oportunidades de actividad física	20.00%	1
Estrés financiero	60.00%	3
Aislamiento social	20.00%	1
Ninguno	0.00%	0
Otro (especifique):	0.00%	0
Total Respondents: 5		

Q23 ¿En cuál de los siguientes programas de salud y bienestar le interesaría participar? (Seleccione todas las opciones que correspondan)

Answered: 4 Skipped: 1

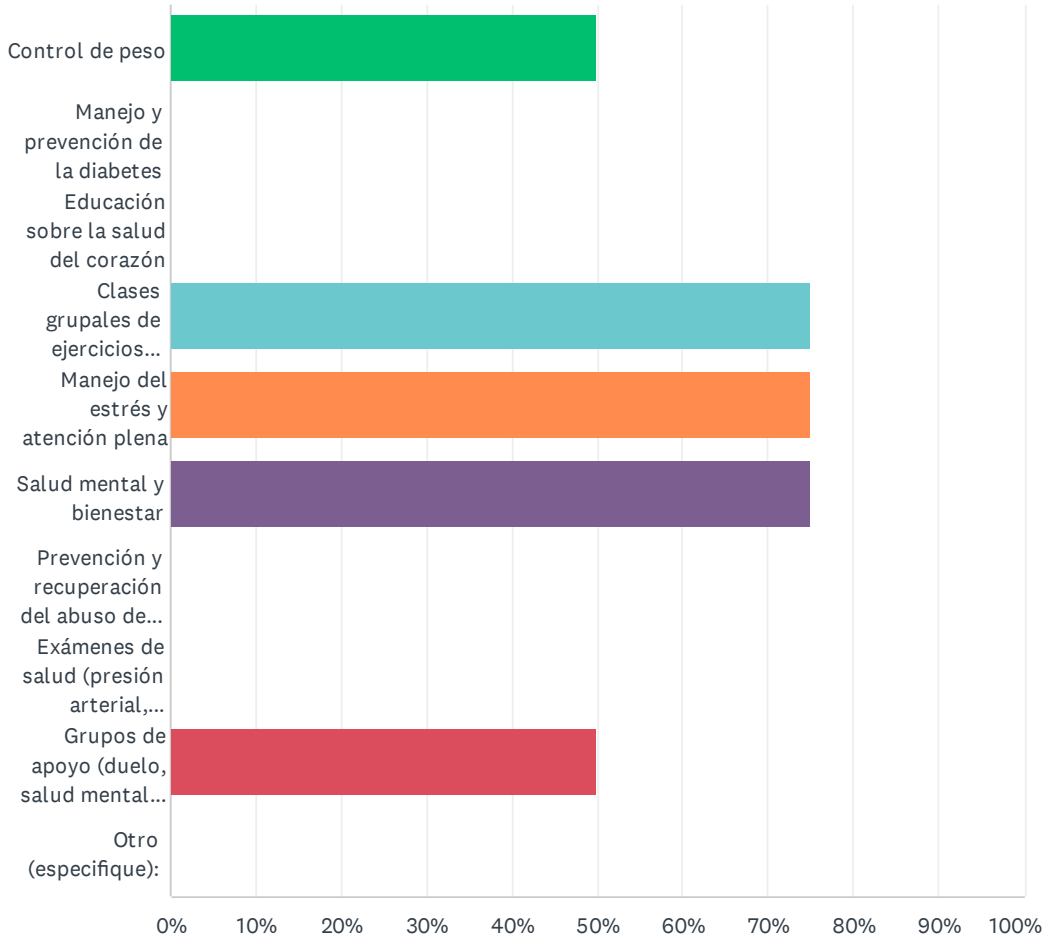

ANSWER CHOICES	RESPONSES	
Control de peso	50.00%	2
Manejo y prevención de la diabetes	0.00%	0
Educación sobre la salud del corazón	0.00%	0
Clases grupales de ejercicios (yoga, zumba, entrenamiento de fuerza, etc.)	75.00%	3
Manejo del estrés y atención plena	75.00%	3
Salud mental y bienestar	75.00%	3
Prevención y recuperación del abuso de sustancias	0.00%	0
Exámenes de salud (presión arterial, colesterol, etc.)	0.00%	0
Grupos de apoyo (duelo, salud mental, adicciones, etc.)	50.00%	2
Otro (especifique):	0.00%	0
Total Respondents: 4		

Q24 ¿Cuáles son los mayores desafíos que enfrenta al participar en programas de salud y bienestar? (Seleccione todas las opciones que correspondan)

Answered: 4 Skipped: 1

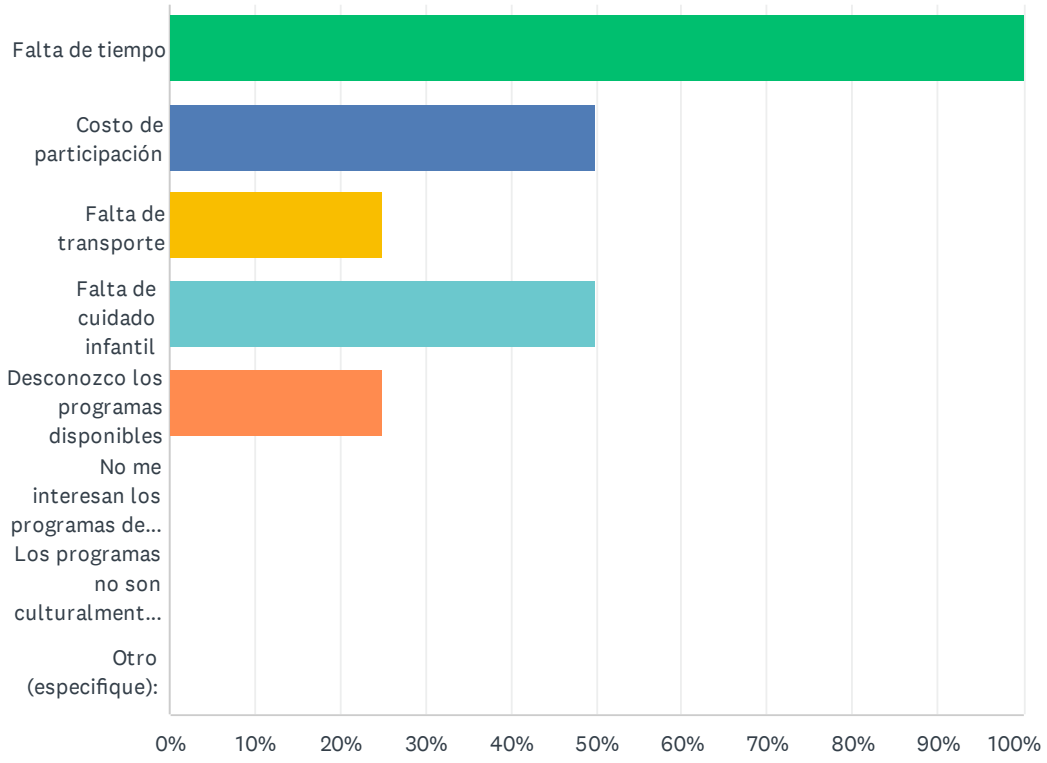

ANSWER CHOICES	RESPONSES	
Falta de tiempo	100.00%	4
Costo de participación	50.00%	2
Falta de transporte	25.00%	1
Falta de cuidado infantil	50.00%	2
Desconozco los programas disponibles	25.00%	1
No me interesan los programas de bienestar	0.00%	0
Los programas no son culturalmente relevantes	0.00%	0
Otro (especifique):	0.00%	0
Total Respondents: 4		

Q25 CCMH satisface las necesidades de la comunidad cuando sigue su misión, a saber: "Brindar acceso conveniente a atención médica segura y de alta calidad por parte de profesionales capacitados y confiables, superando las expectativas del cliente".

Answered: 4 Skipped: 1

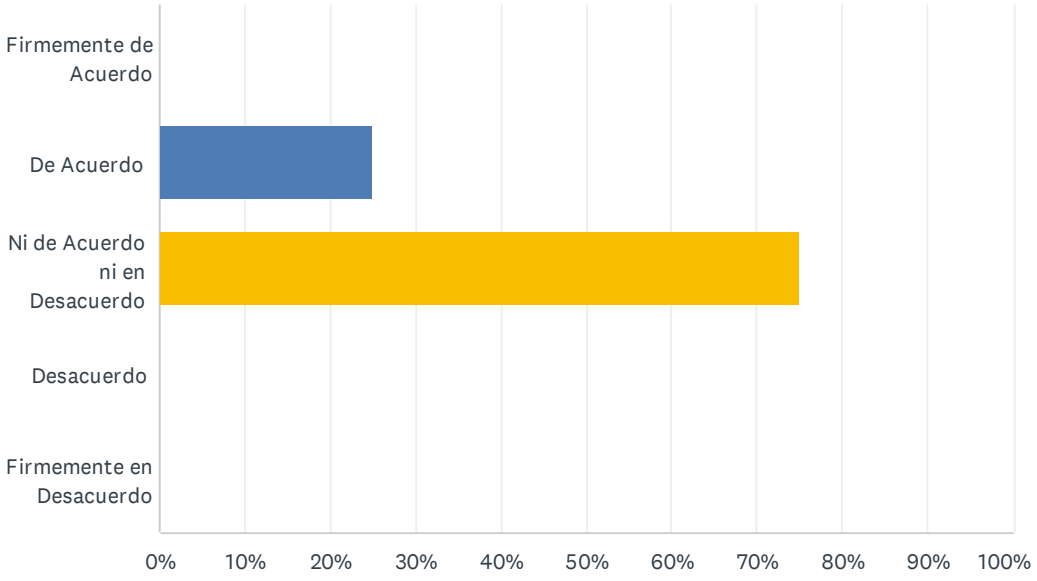

ANSWER CHOICES	RESPONSES	
Firmemente de Acuerdo	0.00%	0
De Acuerdo	25.00%	1
Ni de Acuerdo ni en Desacuerdo	75.00%	3
Desacuerdo	0.00%	0
Firmemente en Desacuerdo	0.00%	0
TOTAL		4

Q26 Si no está de acuerdo con la afirmación anterior, ¿qué cambios sugeriría para reflejar mejor en qué debería centrarse el hospital? (marque todas las opciones que correspondan)

Answered: 3 Skipped: 2

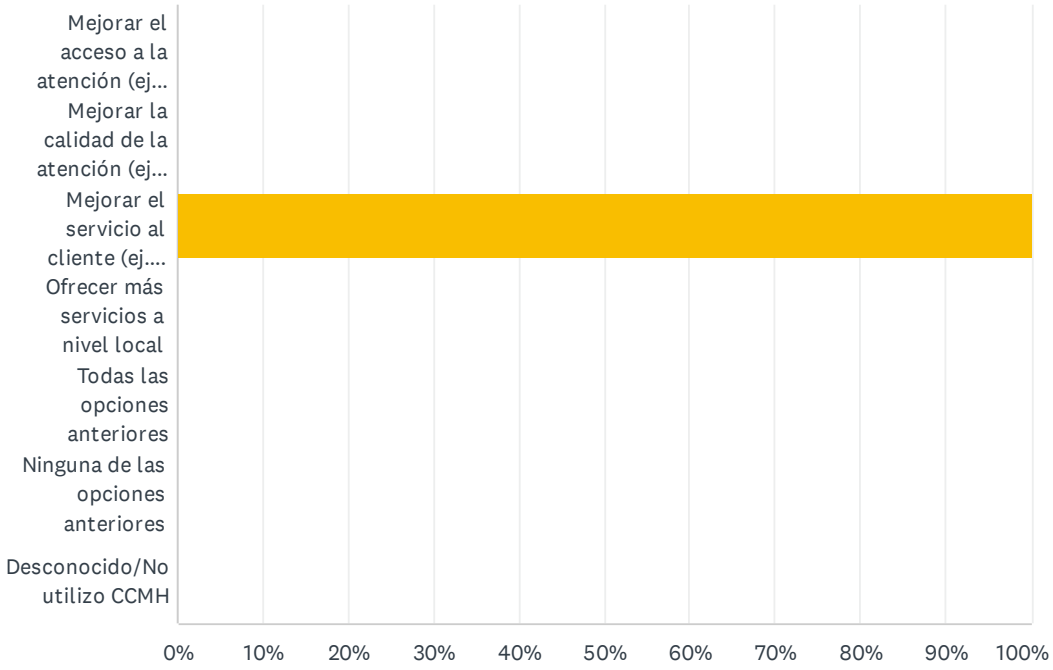

ANSWER CHOICES	RESPONSES	
Mejorar el acceso a la atención (ej., mas disponibilidad de citas, tiempos de espera más cortos)	0.00%	0
Mejorar la calidad de la atención (ej., mejor tecnología, proveedores con más experiencia)	0.00%	0
Mejorar el servicio al cliente (ej., personal más amable, mejor comunicación)	100.00%	3
Ofrecer más servicios a nivel local	0.00%	0
Todas las opciones anteriores	0.00%	0
Ninguna de las opciones anteriores	0.00%	0
Desconocido/No utilizo CCMH	0.00%	0
Total Respondents: 3		

Q27 En su opinión, ¿qué cree que hace bien CCMH? (marque todas las opciones que correspondan)

Answered: 4 Skipped: 1

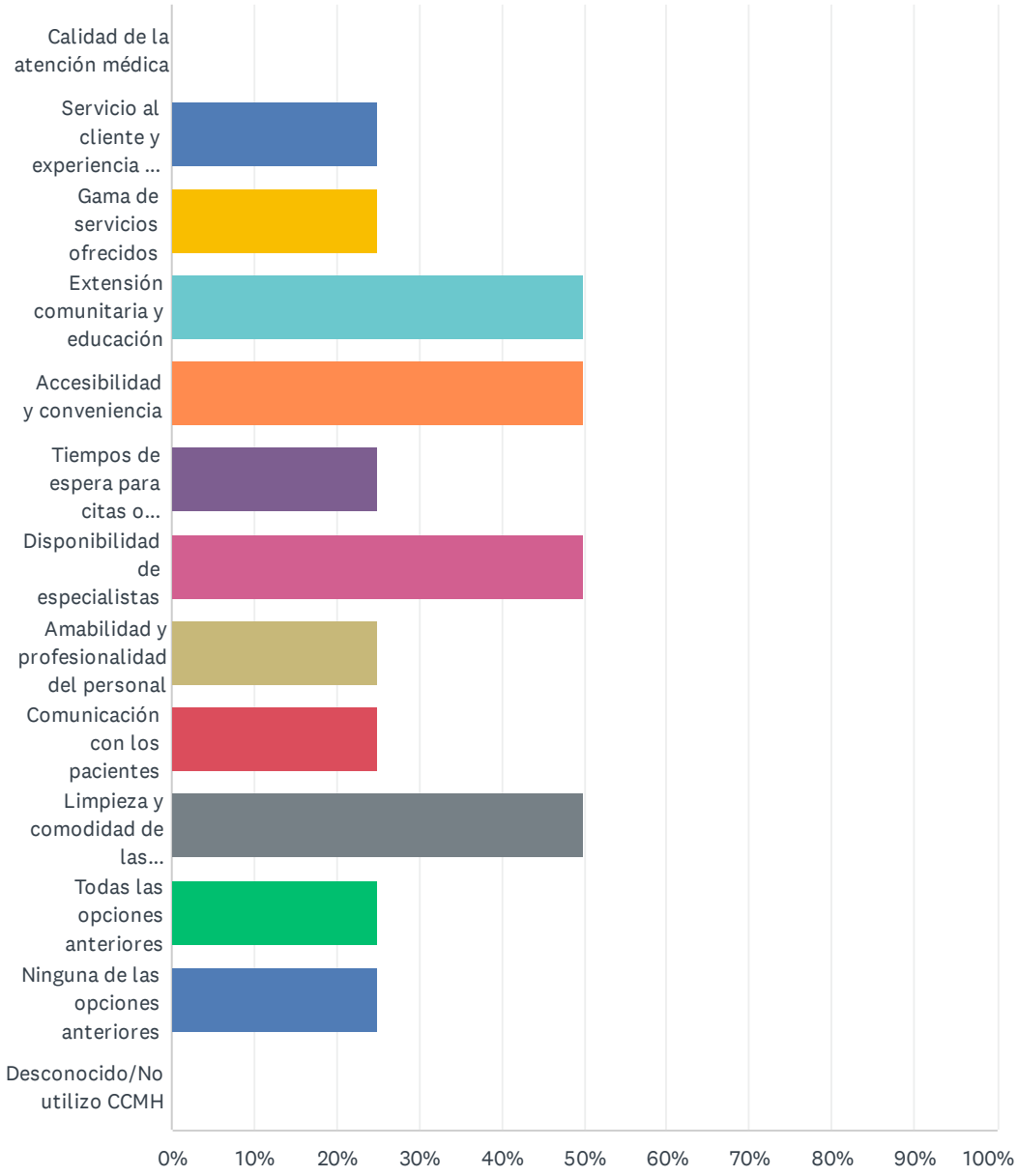

ANSWER CHOICES	RESPONSES	
Calidad de la atención médica	0.00%	0
Servicio al cliente y experiencia del paciente	25.00%	1
Gama de servicios ofrecidos	25.00%	1
Extensión comunitaria y educación	50.00%	2
Accesibilidad y conveniencia	50.00%	2
Tiempos de espera para citas o servicios	25.00%	1
Disponibilidad de especialistas	50.00%	2
Amabilidad y profesionalidad del personal	25.00%	1
Comunicación con los pacientes	25.00%	1
Limpieza y comodidad de las instalaciones	50.00%	2
Todas las opciones anteriores	25.00%	1
Ninguna de las opciones anteriores	25.00%	1
Desconocido/No utilizo CCMH	0.00%	0
Total Respondents: 4		

Q28 ¿Cómo crees que CCMH puede mejorar su servicio al cliente? (marque todas las opciones que correspondan)

Answered: 4 Skipped: 1

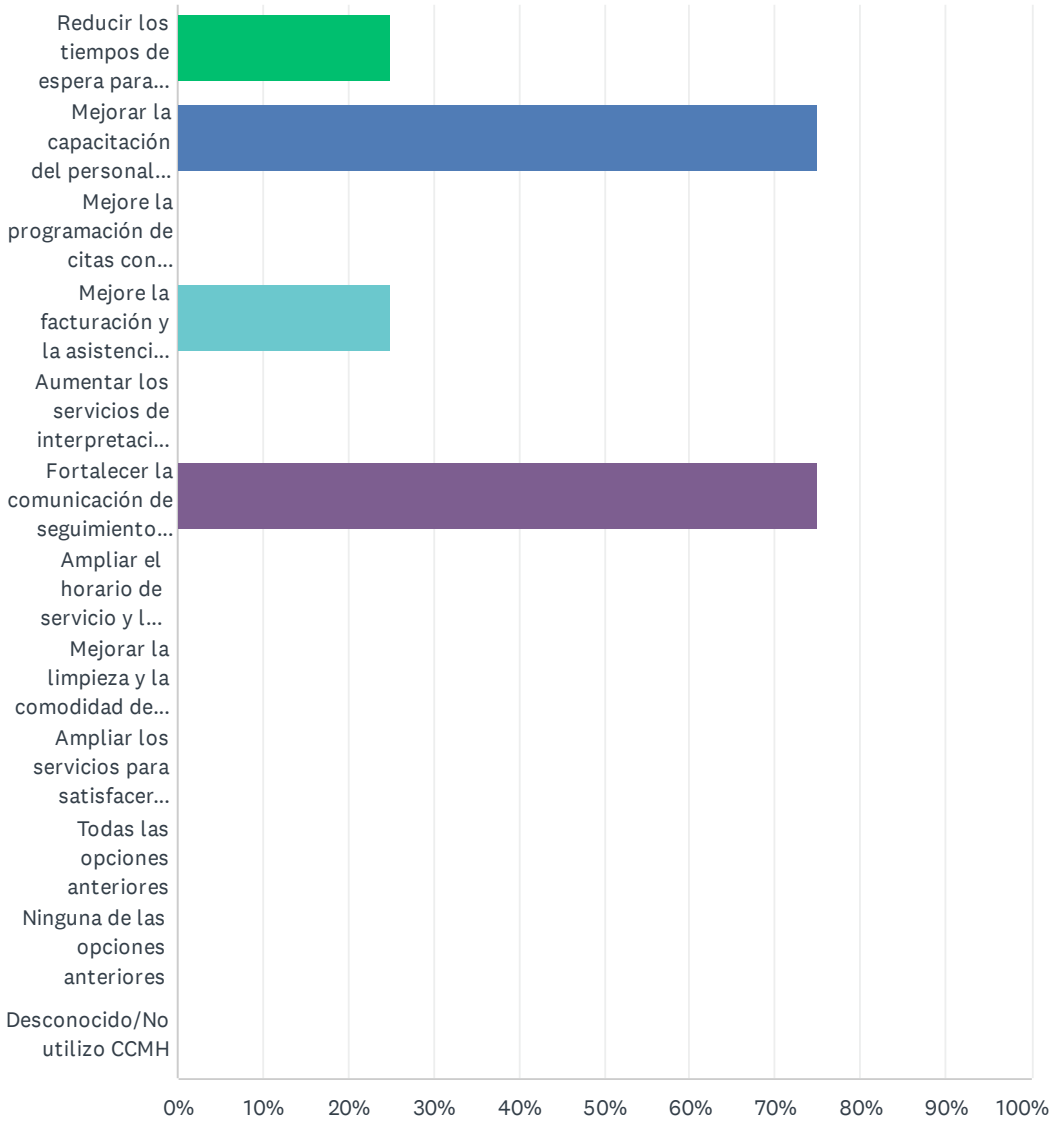

ANSWER CHOICES	RESPONSES	
Reducir los tiempos de espera para citas y visitas en la clínica.	25.00%	1
Mejorar la capacitación del personal en atención al paciente, comunicación y profesionalismo.	75.00%	3
Mejore la programación de citas con opciones más convenientes	0.00%	0
Mejore la facturación y la asistencia de seguros con explicaciones más claras	25.00%	1
Aumentar los servicios de interpretación para pacientes que no hablan inglés	0.00%	0
Fortalecer la comunicación de seguimiento después de las visitas	75.00%	3
Ampliar el horario de servicio y las opciones de telesalud para mayor accesibilidad	0.00%	0
Mejorar la limpieza y la comodidad de las instalaciones.	0.00%	0
Ampliar los servicios para satisfacer mejor las necesidades de la comunidad	0.00%	0
Todas las opciones anteriores	0.00%	0
Ninguna de las opciones anteriores	0.00%	0
Desconocido/No utilizo CCMH	0.00%	0
Total Respondents: 4		

Q29 (***Opcional) Por favor deje su dirección de correo electrónico para participar en un sorteo de $ 50.

Answered: 2 Skipped: 3

APPENDIX C

Crawford County Health Rankings

IOWA | Health and Human Services

HHS SYSTEM SNAPSHOT

CRAWFORD COUNTY

Population	**16,013**
Life Expectancy	**78.8 years**
County Classification	**Rural**

STATE OF IOWA	
Population	3,207,004
Life Expectancy	78.1 years

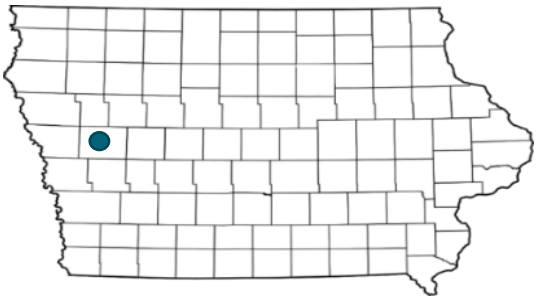

ACCESS TO CARE

Crawford County is a **shortage** area for **Primary Care Physicians**

Crawford County is a **shortage** area for **Dental Care Providers**

Access to care includes the ability to navigate the health care system, find care locally, and pay for services. When someone lacks one or more of these abilities, disparities may emerge.

MENTAL HEALTH

4.5

Poor mental health days per month

4.5 days/mo. Iowa avg

Poor mental health is linked to **smoking, physical inactivity, housing and food insecurity, and poor sleep**. Disorders like **depression and anxiety** can affect people's ability to take part in healthy behaviors.

Crawford County is a **shortage** area for **Mental Health Care Providers**

Iowa has fewer mental health providers than the national average. Access to mental health providers **varies widely** across the state.

ADDICTIVE DISORDERS

22.2%

of adults report excessive drinking

23.3% Iowa avg

Alcohol is the most commonly misused substance in Iowa. **Iowa's alcohol use rates** for almost every demographic **are among the highest in the nation.**

73

Crawford County residents received substance use treatment in SFY24

16,994 total patients admitted in Iowa

Substance use disorders involve misuse of one or more substances and may lead to social, physical, mental, and public health problems. Drug use rates in Iowa are similar to the rest of the nation.

Updated 1/27/2025

IOWA | Health and Human Services

Social, Economic and Environmental Factors

ECONOMIC STABILITY & INCOME

Economic stability is the connection between the financial resources people have and their physical and mental health. People living in poverty are at greater risk for mental illness and chronic diseases.

17%
Live below the rate of poverty
11.1% Iowa avg

4,180
are enrolled in Medicaid

HOUSING & TRANSPORTATION

Cost-burden, spending more than 30% of income on housing costs, is the most common housing problem in Iowa. Unstable, unsafe, unhealthy or unaffordable housing can harm a person's health, while transportation problems can delay care, be costly, and worsen health outcomes.

17.7%
Households spend 30% or more on housing
23.0% Iowa avg

4.7%
Households do not have a vehicle
5.6% Iowa avg

Healthy Behaviors and Outcomes

ACTIVE LIVING & HEALTHY EATING

Being overweight or obese can lead to serious health issues like heart disease, diabetes, stroke, depression, and some cancers. A lack of consistent access to healthy food can lead to chronic diseases, obesity, or developmental problems.

44.5%
of adults have an unhealthy body weight (BMI of 30.0 or higher)
37.3% Iowa avg

2,310
Individuals experiencing food insecurity

CANCER

Many unhealthy behaviors linked to cancer can be prevented such as excessive drinking, using tobacco products, physical inactivity, poor nutrition, and ultraviolet light exposure. Cancer screening tests can detect cancer early, making treatment easier and improving survival.

455.5
County incidence rate for cancer (*per 100,000 people)
491.8 Iowa avg

125.6
County death rate from cancer (*per 100,000 people)
149.2 Iowa avg

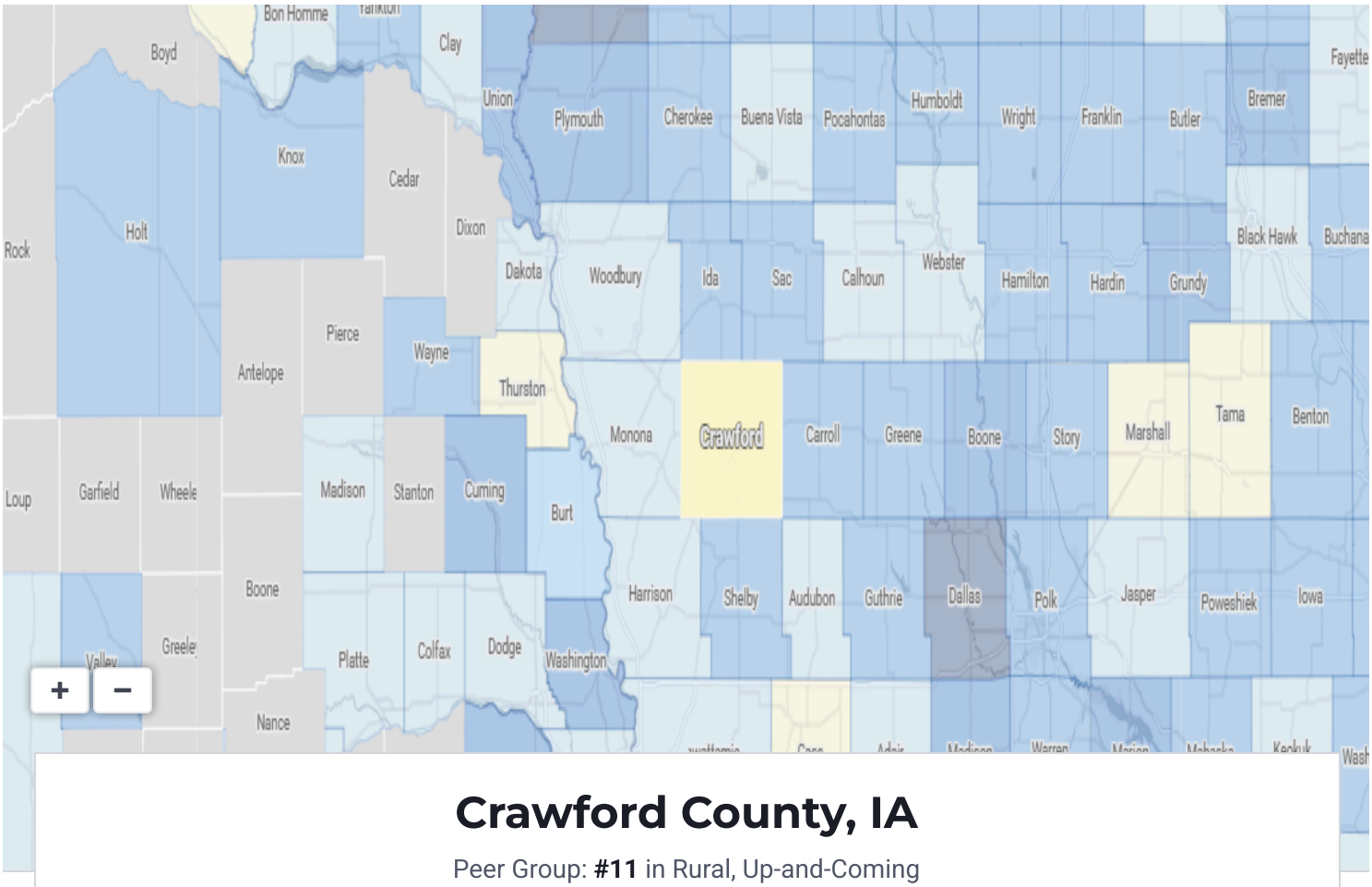

Crawford County, IA

Peer Group: **#11** in Rural, Up-and-Coming

HEALTHIEST COMMUNITIES U.S.News & WORLD REPORT

Population

16,450

Land Area

714 SQ MI

Find Your County

Overview of Crawford County, IA

53/ 100 OVERALL SCORE

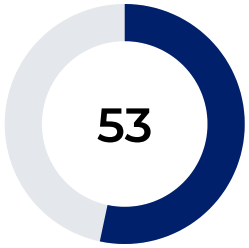

Overall Score

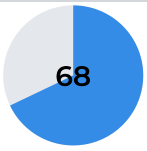

State Average

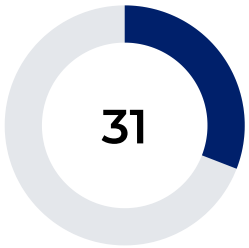

Peer Group Average
Rural, Up-and-Coming

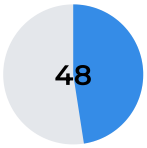

U.S. Average

Read our methodology to see how the scores and rankings were calculated.

CATEGORY	SCORE
Population Health	59
Equity	52
Education	51
Economy	36
Housing	64
Food & Nutrition	55
Environment	42
Public Safety	74
Community Vitality	57
Infrastructure	76

See the top communities overall »

Population Health

The population health category assesses access to care, healthy behaviors, health conditions, mental health and resulting health outcomes within communities.

OVERALL POPULATION HEALTH SCORE

59

11.5%	19.1%	78.8 years
Population With No Health Insurance National Average: 11.5%	**Smoking Rate** National Average: 19.0%	**Life Expectancy** National Average: 75.8 years

Ranking Details

Access to Care +

Health Behaviors +

Health Conditions +

Health Outcomes −

SCORE

71

METRIC	COUNTY	U.S.	PEER GROUP	STATE
Adults in Poor or Fair General Health	17.9%	17.7%	22.5%	12.9%
Babies Born With Low Birth Weight	6.7%	8.4%	9.6%	7.0%
Life Expectancy	78.8	75.8	72.9	78.1
Teen Birth Rate /1k	21.1	21.7	31.1	14.1

Mental Health +

Equity

The equity category assesses income, education, health and social equity to determine how well all members of a community are afforded the opportunity to live a productive, healthy life.

OVERALL EQUITY SCORE

52

0.47	0.255	0.44
Racial Disparity in Educational Attainment	**Premature Death Disparity Index Score**	**Segregation Index Score**
National Average: 0.18	National Average: 0.238	National Average: 0.39

Ranking Details

Educational Equity +

Health Equity +

Income Equity +

Social Equity +

Education

The education category examines the strength of a community's education system and the education level of its residents through measures of participation, infrastructure and achievement.

OVERALL EDUCATION SCORE

51

92.2%	25.9%	$13,552
High School Graduation Rate	**Population With Advanced Degree**	**Per-Pupil Expenditures**
National Average: 88.0%	National Average: 33.1%	National Average: $16,485

Ranking Details

Educational Achievement +

Education Infrastructure +

Education Participation +

Economy

The economy category captures measures of employment, opportunity and wealth. It serves as a backbone to the Healthiest Communities peer group rankings, which account for the complex challenges and limited resources within many communities.

OVERALL ECONOMY SCORE

36

4.8%	$71,918	17.0%
Unemployment Rate National Average: 3.6%	**Median Household Income** National Average: $69,434	**Poverty Rate** National Average: 14.4%

Ranking Details

- **Employment** +
- **Income** +
- **Opportunity** +

Housing

The housing category tracks the availability, affordability and quality of homes within a community.

OVERALL HOUSING SCORE

64

17.6%	39.5	9.4%
Households Spending at Least 30% of Income on Housing National Average: 23.5%	**Work Hours Needed to Pay for Affordable Housing** National Average: 40.2	**Vacant Houses** National Average: 17.6%

Ranking Details

Housing Affordability +

Housing Capacity +

Housing Quality +

Food & Nutrition

The food and nutrition category tracks the availability and use of healthy foods in a community, as well as the prevalence of chronic diseases that have been linked to poor nutrition.

OVERALL FOOD & NUTRITION SCORE

55

12.1 /100k	10.9%	38.9%
Local Food Outlets	**Diabetes Prevalence**	**Obesity Prevalence**
National Average: 5.9/100k	National Average: 10.6%	National Average: 37.4%

Ranking Details

Food Availability +

Nutrition +

Environment

The environment category assesses the health of a community's natural surroundings by including measures of air and water quality, access to parks and natural amenities, and

environmental risks.

OVERALL ENVIRONMENT SCORE

42

0.00 /1k	22.9%	8.7
Drinking Water Violation Rate National Average: 5.76/1k	**Population Within 0.5 Mile of a Park** National Average: 31.7%	**Extreme Heat Days per Year** National Average: 11.2

Ranking Details

- **Air and Water** +
- **Natural Environment** +
- **Natural Hazards** +

Public Safety

The public safety category aims to reward communities with low crime rates, few deaths tied to accidents and motor vehicle crashes, and a robust health and public safety infrastructure.

OVERALL PUBLIC SAFETY SCORE

74

60.7 /100k	**$500**	**0.17%**
Violent Crime Rate National Average: 255.2/100k	**Per Capita Spending on Health and Emergency Services** National Average: $440	**Public Safety Professionals in Population** National Average: 0.82%

Ranking Details

- **Crime** +
- **Injuries** +
- **Public Safety Capacity** +

Community Vitality

The community vitality category assesses the stability and social cohesion of a community through measures of population growth, voter participation and more.

OVERALL COMMUNITY VITALITY SCORE

57

73.7%	-8.5%	66.8%
Homeownership Rate National Average: 72.7%	**Net Migration Rate** National Average: 1.6%	**Voter Participation Rate** National Average: 66.0%

Ranking Details

Community Stability	+
Social Capital	+

Infrastructure

The infrastructure category gauges how well residents can make use of their community, and includes measures of walkability, commute time and internet access.

OVERALL INFRASTRUCTURE SCORE

76

76.9%	6.6	3.3%
Internet Access		

National Average: 83.1%	**Walkability Index Score** National Average: 6.5	**Workers Commuting 60 Minutes or More** National Average: 8.3%

Ranking Details

Community Layout +

Transportation +

County Health Rankings & Roadmaps

COUNTY

Crawford, IA

2024

View Iowa Health Data

County Demographics

The health of a place results from past and present policies and practices. The land known as Crawford County, along with the entirety of the U.S., has been home for many thousands of years to hundreds of Indigenous nations. Native Land Digital "strives to create and foster conversations about the history of colonialism, Indigenous ways of knowing, and settler-Indigenous relations."

Crawford County, Iowa is Rural . In Crawford County, 50.7% of the population lives in a low population density area .

	County	Iowa
Population **	16,123	3,200,517
% Below 18 Years of Age **	24.8%	22.6%
% 65 and Older **	18.4%	18.3%
% Non-Hispanic Black **	3.2%	4.2%
% American Indian or Alaska Native **	1.9%	0.6%
% Asian **	2.7%	2.8%
% Native Hawaiian or Other Pacific Islander **	0.4%	0.2%
% Hispanic **	30.6%	6.9%
% Non-Hispanic White **	62.4%	83.7%
% Not Proficient in English **	8%	2%
% Female **	48.2%	49.8%
% Rural **	50.7%	36.8%

** Use caution if comparing these data with prior years

Hide demographic data

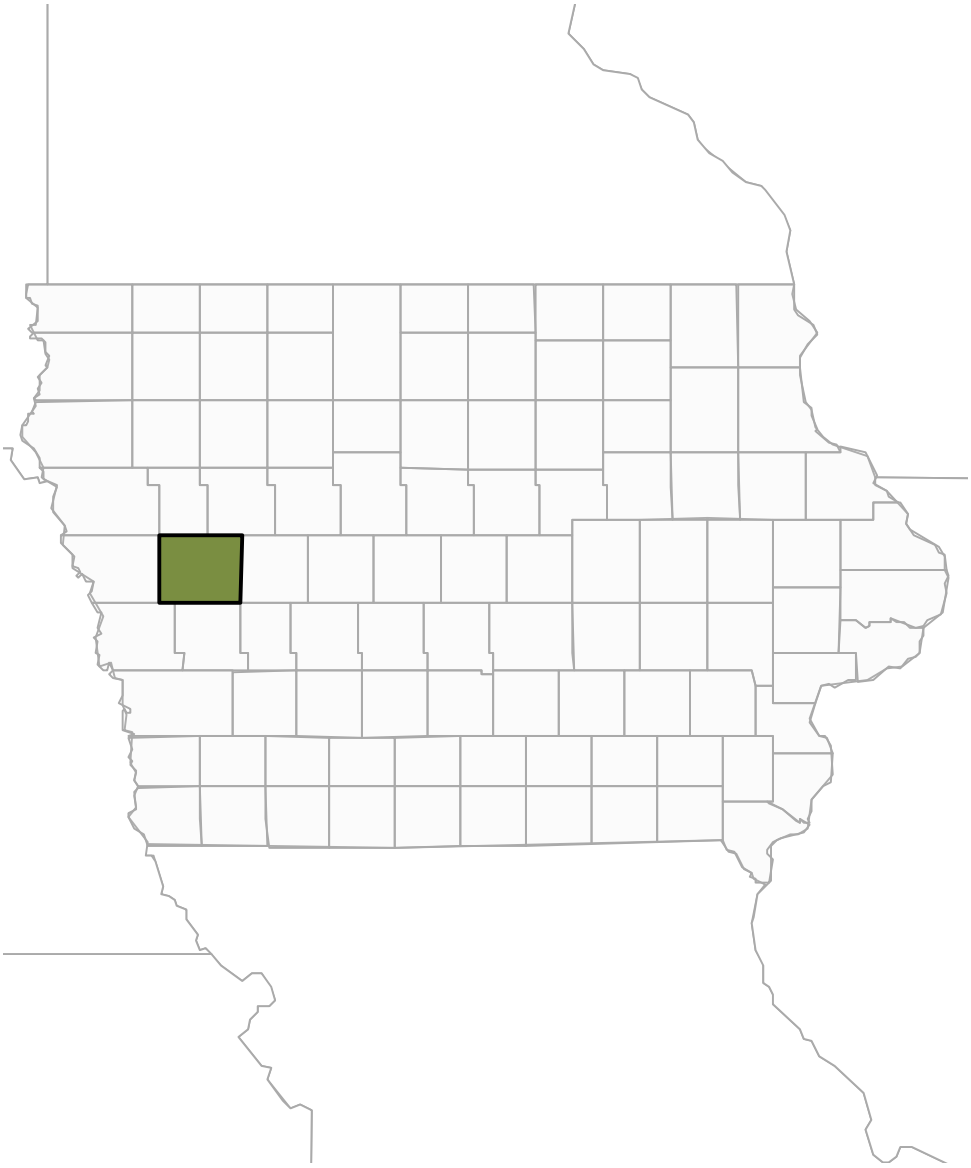

County Snapshot

This county's snapshot covers:

Health Outcomes ↓

Health Factors ↓

Crawford County Health Outcomes

Health Outcomes tell us how long people live on average within a community, and how much physical and mental health people experience in a community while they are alive.

Crawford County is faring about the same as the average county in Iowa for Health Outcomes, and better than the average county in the nation.

Download Chart

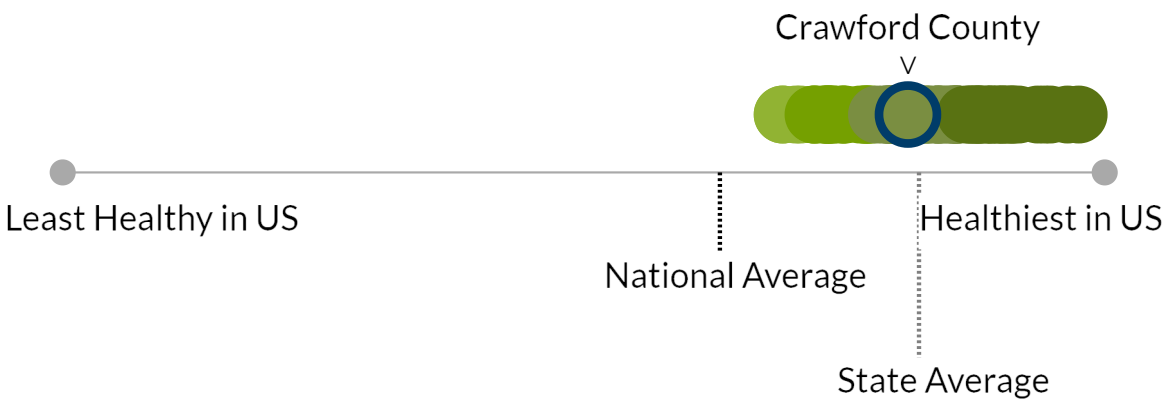

Trends Available

Health Outcomes				
Length of Life		Crawford County	Iowa	United States
Premature Death		6,300	6,900	8,000
Quality of Life		Crawford County	Iowa	United States
Poor or Fair Health		18%	13%	14%
Poor Physical Health Days		3.5	2.9	3.3
Poor Mental Health Days		4.5	4.5	4.8
Low Birthweight		7%	7%	8%
Additional Health Outcomes (not included in summary)		Crawford County	Iowa	United States

Life Expectancy		78.8	78.1	77.6
Premature Age-Adjusted Mortality		330	360	390
Child Mortality			50	50
Infant Mortality			5	6
Frequent Physical Distress		12%	9%	10%
Frequent Mental Distress		16%	14%	15%
Diabetes Prevalence		11%	9%	10%
HIV Prevalence		90	114	382

Note: Blank values reflect unreliable or missing data.

Crawford County Health Factors

Many things influence how well and how long we live. Health Factors represent those things we can improve to live longer and healthier lives. They are indicators of the future health of our communities.

Crawford County is faring worse than the average county in Iowa for Health Factors, and slightly worse than the average county in the nation.

Download Chart

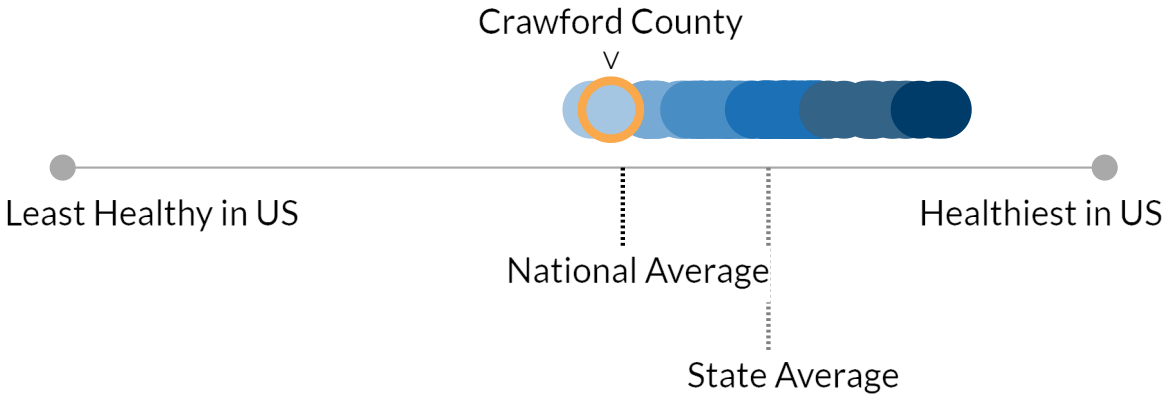

☐ Show areas to explore ☐ Show areas of strength Trends Available

Health Factors				
Health Behaviors		Crawford County	Iowa	United States
Adult Smoking		19%	16%	15%
Adult Obesity		39%	37%	34%
Food Environment Index		7.4	8.8	7.7
Physical Inactivity		30%	24%	23%
Access to Exercise Opportunities		68%	79%	84%
Excessive Drinking		17%	23%	18%
Alcohol-Impaired Driving Deaths		9%	26%	26%
Sexually Transmitted Infections		444.6	489.2	495.5
Teen Births		27	14	17
Additional Health Behaviors (not included in summary)		Crawford County	Iowa	United States
Food Insecurity		11%	8%	10%
Limited Access to Healthy Foods		11%	6%	6%
Drug Overdose Deaths			13	27
Insufficient Sleep		33%	32%	33%
Clinical Care		Crawford County	Iowa	United States
Uninsured		12%	6%	10%
Primary Care Physicians		5,400:1	1,390:1	1,330:1
Dentists		1,790:1	1,410:1	1,360:1
Mental Health Providers		1,610:1	500:1	320:1
Preventable Hospital Stays		2,463	2,330	2,681
Mammography Screening		47%	53%	43%
Flu Vaccinations		44%	54%	46%
Additional Clinical Care (not included in summary)		Crawford County	Iowa	United States
Uninsured Adults		14%	7%	12%

Uninsured Children		7%	3%	5%
Other Primary Care Providers		2,300:1	750:1	760:1
Social & Economic Factors		Crawford County	Iowa	United States
High School Completion		83%	93%	89%
Some College		56%	70%	68%
Unemployment		4.0%	2.7%	3.7%
Children in Poverty		15%	12%	16%
Income Inequality		4.5	4.2	4.9
Children in Single-Parent Households		33%	20%	25%
Social Associations		8.0	14.5	9.1
Injury Deaths		79	71	80
Additional Social & Economic Factors (not included in summary)		Crawford County	Iowa	United States
High School Graduation		92%	90%	86%
Disconnected Youth			6%	7%
Reading Scores		3.0	3.1	3.1
Math Scores		2.8	3.1	3.0
School Segregation		0.17	0.18	0.24
School Funding Adequacy		-$4,790	$297	$634
Gender Pay Gap		0.72	0.79	0.81
Median Household Income		$67,400	$69,700	$74,800
Living Wage		$42.54	$45.54	
Children Eligible for Free or Reduced Price Lunch		50%	40%	51%
Residential Segregation - Black/White		59	63	63
Child Care Cost Burden		25%	26%	27%
Child Care Centers		7	8	7
Homicides			3	6
Suicides		14	17	14
Firearm Fatalities			10	13
Motor Vehicle Crash Deaths		19	11	12
Juvenile Arrests		23	27	
Voter Turnout		65.2%	72.9%	67.9%
Census Participation		66.6%		65.2%

Physical Environment		Crawford County	Iowa	United States
Air Pollution - Particulate Matter		7.0	7.4	7.4
Drinking Water Violations		No		
Severe Housing Problems		15%	11%	17%
Driving Alone to Work		78%	78%	72%
Long Commute - Driving Alone		16%	21%	36%
Additional Physical Environment (not included in summary)		Crawford County	Iowa	United States
Traffic Volume		67	135	108
Homeownership		74%	72%	65%
Severe Housing Cost Burden		6%	10%	14%
Broadband Access		85%	86%	88%

Note: Blank values reflect unreliable or missing data.